


THE GARDEN WHISTLE

NEW ZEALAND LARGE SCALE NEWSLETTER



APRIL 2026



THE GARDEN WHISTLE

NEW ZEALAND LARGE SCALE NEWSLETTER

April 2026

Contents

In This Issue

[60 Readers Pictures](#)

[61 Coming Events](#)

[62 Advertisers](#)

[64 Club Meetings
& Contacts](#)

This Months Features

[3 15th New Zealand Garden Railway Convention](#)

[29 Celebrating 'Making Trains Fun'](#)

[33 Christchurch Garden Railway Group Meeting](#)

[40 "Oor Wullie" and Elmer Fudd](#)

[43 Wairarapa Garden Railway Group Meeting](#)

[46 Auckland Garden Railway Society Meeting](#)

[52 Wellington Garden Railway Group Meeting](#)

[Cover photo](#) — Andrew Bishop's Regner Willi hauling slate on the Iron Creek Railroad.

Photo supplied by - Bill Stanley.

The **Garden Whistle** is published monthly by the Christchurch Garden Railway Group and features news from various Large scale Groups in New Zealand.

Each club is a separate identity and the contact details may be found in club contacts.

Contributions of articles and/or photos are always welcome. Photos should be sent as separate jpg attachments.

The views expressed in this newsletter are not necessarily those of the Editor, Executive, or members of the Christchurch Garden Railway Group

Editor: Iain Collingwood, Email: gw.editor@outlook.com

15th New Zealand Garden Railway Convention 2026

Report Bill Stanley, Photos - As Credited

In this months newsletter we will carry on Layout tours 7 through to 13 of the New Zealand Garden Railway Convention 2026, the clinics will be covered in the May Newsletter.

Right - Ian Galbraith (CGRG Life Member) in his Scottish attire photographed with John Boyson before the Saturday night meal.

Click on the image below to view Michael's video of the recent G Scale Convention held in Christchurch.

[Also click here to a link to the Pirfic station convention Videos.](#)

[And click here to see John's convention video.](#)



Layout 7 - Ashley Street Station, Dean and Lois Farrow.



Dean talking about his railway - Photo Lloyd Dickens.



Dean's NZR Railcar and Model T - Photo Lloyd Dickens.



Benjamin getting the best view - Photo Lloyd Dickens.



Model T pauses at the stop - Photo Lloyd Dickens.

THE GARDEN WHISTLE



Some of Dean's NZR models - Photo Lloyd Dickens.



Dean's display showing his vacuum forming process - Photo Lloyd Dickens.

Layout 8 - Tadbroke Hollow, Noel and Denise Collingwood.



Passing through the station - Photo Lloyd Dickens.



Grant getting a photo as Warren and Priscilla chat - Photo Lloyd Dickens.

THE GARDEN WHISTLE



Many checking out the railroad and also the garden - Photo Lloyd Dickens.



John busy taking a photo - Photo Lloyd Dickens.

Layout 9 - Burts Creek Railroad, Cyril and Alison Fifield.



Steve looking at Cyril's Gauge 1 layout - Photo Lloyd Dickens.



Warren, Wayne and Robert looking at the Gauge 1 layout - Photo Lloyd Dickens.

THE GARDEN WHISTLE



Cyril's Ride - on Alice 7 ¼ Locomotive - Photo Lloyd Dickens.



Cyril's Ride - on Lucy 7 ¼ Locomotive - Photo Lloyd Dickens.

THE GARDEN WHISTLE



Cyril's Ride - on Ruby 7 ¼ Locomotive - Photo Lloyd Dickens.



Cyril's Ride - on Katie 7 ¼ Locomotive - Photo Lloyd Dickens.

THE GARDEN WHISTLE



Attendee's viewing Cyril's Marklin Layout - Photo Lloyd Dickens.



Cyril's Marklin Layout - Photo Lloyd Dickens.

Layout 10 - Wilson Valley Railroad, Andrew and Nicola Wilson.



Mixed goods passing by - Photo Lloyd Dickens.



Coal train tackling the grade, with a passenger train at the station - Photo Lloyd Dickens.

THE GARDEN WHISTLE



Jim taking a photo - Photo Lloyd Dickens



Plenty to look at as people wander around - Photo Lloyd Dickens.



Coal Mine in the mountain - Photo Lloyd Dickens.



Coal train heading past - Photo Lloyd Dickens.

THE GARDEN WHISTLE



Loco Depot - Photo Lloyd Dickens.



Passenger train awaits departure from the depot - Photo Lloyd Dickens.



Farm on the layout - Photo Lloyd Dickens.



Wilson Valley Co-op - Photo Lloyd Dickens.


Layout 11 - Iron Creek Railroad and Lumber Co, Iain Collingwood.



3 truck shay passing the logging camp - Photo Lloyd Dickens.



John looking at the shay and mallet as they pass by - Photo Lloyd Dickens.



Full roundhouse - Photo Henrik Dorbeck.



Passengers waiting at the Leighton Sloe Station - Photo Henrik Dorbeck.

THE GARDEN WHISTLE



Oliver at the controls - Photo Lloyd Dickens.



Shay makes its way past the logging camp - Photo Henrik Dorbeck.

THE GARDEN WHISTLE



Loco depot - Photo Henrik Dorbeck.



The town of Iron Creek - Photo Lloyd Dickens.

Layout 12 - Collins Creek Branch Line, Kabita and David Whale.



Passing through Carter - Photo Lloyd Dickens.



C19 heading over the trestle - Photo Lloyd Dickens.

THE GARDEN WHISTLE



About to stop to take on water - Photo Lloyd Dickens.



Kabita and Ian in discussion - Photo Lloyd Dickens.

THE GARDEN WHISTLE



Town of Carter - Photo Lloyd Dickens.



Andrew's W&L Accucraft live steamer - Photo Andrew Bishop.

Layout 13 - Pirfic Station, Bill and Maggie Stanley.



Passing the Rio Grande station - Photo Bill Stanley.



Plenty of trains moving - Photo Bill Stanley.



Overview of Pirfic Station - Photo Andrew Bishop.

THE GARDEN WHISTLE



White Pass train rounds the trestle - Photo Bill Stanley.



K27 loco hauling freight - Photo Lloyd Dickens.

THE GARDEN WHISTLE



Attendees looking at the abundance of scenes - Photo Lloyd Dickens.



Trains pass the Nashville station - Photo Lloyd Dickens.

THE GARDEN WHISTLE



Malinda getting a photo of the 'Making trains fun' clinic wagons - Photo Lloyd Dickens.



Everyone chatting after lunch - Photo Bill Stanley.


Celebrating 'Making Trains Fun'

Article - Mick Spilsbury , GR News



Some years ago, Steve & Malinda Jungst from Tennessee decided to tackle 2 challenges – attracting younger people to garden railroading and giving kids accompanying their parents/grandparents to conventions an activity specifically for them.

My first exposure to their initiative, 'MAKING TRAINS FUN' was at the Nashville National Garden Railway Convention in 2021 where Steve & Malinda had kids customizing loads for flat cars using an array of load items which they had constructed/obtained. The looks on the kids' faces with their completed flat cars, which they got to take home, was enough to convince me that this was a great program.



Fast forward to the 2023 National Garden Railway Convention in the Bay Area. After an appearance in Denver the prior year, the program was featured in Santa Clara. There were clinics on multiple days. 2 days were for kids travelling with convention attendees; the third session was on the public day. About 60 kids participated, parents too!

THE GARDEN WHISTLE

Kids and parents busy adding loads to their flat cars at the 2023 National Convention in the San Francisco Bay Area - one of 3 busy days.

Since then, the program has traveled to more shows and conventions as this 2025 recap from Steve and Malinda describes



2025 RECAP by Steve & Malinda

2025 was a great year for the 'Making Trains Fun' Youth Clinic program. We went to four great shows/conventions starting in Denver, CO at the Rocky Mountain Train Show, then to the Northeast Large Scale Train Show in West Springfield, MA, followed by the Great Lakes Large Scale Train Expo, in Girard, OH. Our last trip was to the west coast for the 40th NRGRC in Sacramento, CA. A total of 166 children participated in the flatcar clinics and 39 children in the building diorama clinics representing at least 15 states including Hawaii. We are pleased to have several children attend the clinics from years past and look forward to seeing them again in 2026.

Some of the highlights this year include being guests on the Large-Scale Trains Live Stream hosted by Andrew Fitch and Nico Corbo in February. Thank you, Andrew and Nico for inviting us to participate in the show. We enhanced the clinics by reviewing the different parts of a flat car, and having the children assemble a pallet from a custom kit to use on their flat car. We initiated a "Passport Program" where the children receive a 'Making Trains Fun Youth Passport' card. Each child receives one stamp for each time they attend a flatcar clinic. Once they receive five stamps, they will be able to send the completed Passport Card to Mr. Charlie Ro at USA Trains, where he will send them a USA Trains car. In addition, Mr. Ro donated all the flatcars for the youth clinics to us. We are so appreciative of the support and partnership of Mr. Ro and USA Trains and give a big thank you to him. (Charlie Ro has gifted the flat cars since the inception of the program)

We have had many more companies and individuals to show their support through financial donations or donating items the children are using either on their flatcar or in the building dioramas. We want to thank everyone for their donations as it helps so much to be able to continue 'Making Trains Fun'.

We were given a big surprise and a very special gift in Sacramento at the 40th NRGRC Convention. Matt Abreu surprised us by gifting us a custom painted USA Train GP38-2 locomotive for 'Making Trains Fun'. The engine is beautifully custom painted in the 'Making Trains Fun' décor and is fully equipped with Rail Pro and batteries so we will be able to use it at any show to pull the flatcars once the children have completed building the loads. We want to give Matt a very big thank you for the beautiful engine and his generosity and support of the program. We will run the locomotive proudly at all future events.

Thank you to all who participated in the clinics, made donations and to all the people that helped us during the clinics in 2025

THE GARDEN WHISTLE



Matt Abreu presenting the 'Making Trains Fun' Loco to Steve & Malinda

LOOKING FORWARD TO 2026

Three events are already scheduled in 2026 and Steve & Malinda are working to bring more hands-on features to the clinics for the children to increase their skills, knowledge and interest in G-scale trains and model railroading. More events may be scheduled.

Acquiring loads for the flat cars is an ongoing challenge, so Steve & Malinda appreciate assistance. Don Herzog, Matt Abreu and I were fortunate to source about 6,000 items for the program – including people, animals, barrels, shipping crates and other items. These will be added to items that Steve & Malinda make, so cars like the one below can continue to be created



THE GARDEN WHISTLE

SPONSORS



USA Trains	Mr. Charles Rio, Jr.	usotrains.com
R/D Hobbies, Inc.	Mr. Robby Dascotte	rdhobbies.com
malovetrains	Mr. Kris & Mrs. Charlotte Dixon	malovetrains.com
G Scale Junction	Mr. & Mrs. Jim Dorenbusch	sales@gscalejunction.com
Missouri Locomotive Co.	Mr. Allen Pollock	orders@gcalefigures.com
Train Installations	Mr. Dave Bennett	dove@traininstallations.com
B&P Railroad	Mr. Ray and Mrs. Pam Williamson	
Golden Spike		
Trains	Mr. Scott Griggs	trains.com
4 Track RR	Mr. Nico Corbo/Mr. Vincent Corbo	4trackrr.store
LGB Markin	Mr. Gale Cousins	lgb.com
San Juan Model Company	Mr. Doug Junda	sanjuanmodelca.com
Westchester Toys Trains & Hobbies		westchestertrainsandhobbies.com
Warren's Trains	Mr. Dennis Warren	
ComPat Coupler Boxes	Mr. Colin Comarillo	ComarilloPacific.com
Mr. Steve Jungst - TN	Mr. & Mrs. Roger Jungst - IL	
Mrs. Malinda Jungst - TN	Mr. & Mrs. Ted Yarbrough - GA	
Dr. Jon Anderson - WI	Mr. Jon Clark - GA	
Ms. Michele Miller - CO	Mr. Ron Selliers - TN	
Mr. Dave Miller - CO	Mr. Ken Miller - TN	
Mr. & Mrs. Bob Hussung - TN	Mr. & Mrs. Mick Spilsbury - CA	
Mr. Dale Petty - TN	Mr. & Mrs. Kirk McGuire - CO	
Ms. Pat Law - TN	Mr. Zeke Jones - CO	
Ms. Teya Caple - Woods - VA	Ms. Katherine Gorshow - CO	
Mr. Larry Otis - MA	Ms. Joyce Abram - TN	
Mr. Andrew Fitch - OH	Mr. Emil Decker - GA	
Mr. Matt Abreu - CA	Mr. Nick Paoella - PA	
Mr. & Mrs. John Fenwick - NC	Ms. Janene Powell - CA	
Mrs. Judy Arrigotti - CA	Mr. Jim Ralph - CA	

For the full list of sponsors and more information about the program, visit: www.makingtrainsfun.com

HOME Our Story Mission Statement Upcoming Events Contributors Contact Us Endorsements Photos

Photos From Home



Making Trains Fun

Promoting Youth Activities with G-Scale Trains

Making Trains Fun hosts youth clinics at train shows or conventions. The youth clinics are for children between the ages of 6 and 16. Each participant is given a USA Trains flat car and then they can select many different items to build a load on their car. Once complete, they have the opportunity to see the flat car run on a track pulled by a locomotive. At some events, we will also have a wooden building for the children to paint and setup up a diorama. At the end of each clinic, the children can take the flat car and/or building home with them.



USA Trains is partnering with Making Trains Fun by providing flat cars used in the youth clinics. Making Trains Fun is very appreciative and thanks Mr. Charlie Ro, Jr. for his support and generosity.

In admiration for Steve & Malinda's initiative and commitment : Mick Spilsbury

Christchurch Garden Railway Group Meeting

Report - Dave Day, Photos As Credited

CGRG March Running Day

The Christchurch Garden Railway Group had their first running day of the year on the 22nd March, it kicked off at around 1.00 pm at Iain and Bonnie's home in Rolleston. For those who came to our convention you would have seen this layout on the Sunday.

Weather wise was an awesome day with brilliant sunshine and around the 24 mark and a great turnout of members, I think we were all ready for our first running day in the sun.

Iain has put a huge effort into the building of his Iron Creek layout in a very short space of time and it all works very well.

The main layout is in an L shape that runs from the garden, behind the garage and down the side, with a turning circle at each end with a couple of sidings at various points around the layout.

He has also for a bit of a novelty put in 2 circular tracks, one under the main layout at one end with a log train running around and another with a very nice rail truck running around hidden under the bushes at the side of the path, so when you pass by, a rail truck appears from nowhere to greet you. Very well done.

A lot of new locos and rolling stock appeared at various times during the afternoon to have a run, with no track problems, thanks to Iain's construction and track laying skills. There will be some photos to follow to let you see some of the locos and rolling stock running on the day and also some very nice scratch built models that Steve Burnett has done. I believe he has a lot more in his head to do going forward, and I'm sure Sam and Claire will also be involved, all the best for that.

With AI on the move Iain Galbraith is right amongst this by 3D printing figures in G scale from a photo, standing or in a pose of some sort and painting them to look soooooo real. Amazing detail in these figures. Action figures are hard to get if you want an activity scene on your layout. Great job well done Iain.

All in all it was a very enjoyable day with a great bunch of fellow modellers all either driving, chatting or just generally socializing in or around the garage and it was a great day in the sun.

Afternoon tea was a very nice spread with all the trims, many thanks to Iain, Bonnie and all the helpers to make this another very enjoyable afternoon tea with tea and coffee to finish off with.

THE GARDEN WHISTLE



The Iron Creek Roundhouse - Photo Tony Rothschild



Members chatting and enjoying the railroad - Photo Bill Stanley.



The 2 Andrew's trains pass each other - Photo Tony Rothschild.



Plenty of work going on at the logging camp - Photo Bill Stanley.

THE GARDEN WHISTLE



Steve's scratchbuilt Wickham railcar and traction engine - Photo Bill Stanley.



Railcar on the loop - Photo Bill Stanley.



'Making Trains Fun' train with Maggie's, Bill's and Benjamin's wagons - Photo Bill Stanley.

THE GARDEN WHISTLE



Jesse's passenger train passing by Doug's in the background - Photo Bill Stanley.



Andrew H's maintenance train passes Andrew W's passenger train - Photo Bill Stanley.



Allan checking out some of the scenes on the railroad - Photo Tony Rothschild

THE GARDEN WHISTLE



Left -

Benjamin shows off his 'Making Trains Fun' wagon, he enjoys customizing it with different loads - Photo Bill Stanley.

Below -

Log train appears and passes by on the lower loop - Photo Bill Stanley.

Bottom -

Andrew H's FA1 Locomotive heading past another logging camp - Photo Andrew Wilson.





Andrew B's train heading past the logging camp - Photo Andrew Wilson.



Andrew W's Forney passing by the Leighton Sloe Station - Photo Andrew Wilson.

“Oor Wullie” and Elmer Fudd

Article and Photos - Ian Galbraith

“Oor Wullie” and Elmer Fudd visited the “**Iron Creek Railroad & Lumber Company**” garden railroad of Iain Collingwood on 22 March 2026.

“**Oor Wullie**” is a cartoon character that has appeared in **The Sunday Post** in Scotland since 7 March 1936. Jings! Scotland's favourite "spiky-haired loon" and best-loved family are celebrating their 90th anniversary - and looking good for it.

Oor Wullie and The Broons began creating chaos across the pages of DC Thomson's Sunday Post in March 1936.

Since then, Oor Wullie has spent nine decades perched on his famous bucket, while The Broons have portrayed the joys, chaos, and heart of family life in 10 Glebe Street.

Elmer J Fudd is an animated cartoon character in the Warner Bros. Looney Tunes/Merrie Melodies series and the archenemy of Bugs Bunny. Elmer's aim is to hunt Bugs, but he usually ends up seriously injuring himself and other antagonizing characters.

Both the Elmer Fudd and Oor Wullie characters were processed from photos using an AI program to produce a 3D printable model.



In isolation, Elmer Fudd enjoys a coffee

THE GARDEN WHISTLE



Oor Wullie travelling with Steve Burnett



Oor Wullie waiting for Bill Stanley's train to start

THE GARDEN WHISTLE



Emer Fudd just loves his coffee



Oor Wullie waiting for the switcher

Wairarapa Garden Railway Group Meeting

Article and Photos - Lloyd Dickens

Brendon Clarke's Running Day

Brendon shares his back yard and his railway with his son Lucas. Lucas I think, now has more Locomotives and trains than his father. The railway therefore gets used most days.

The railway is a dual loop around the back yard with a station at the centre of the rear of the yard. The running day attracted Warren and I plus Brendon's father Murray.

After a few adjustments the trains where running very well. Visiting trains seem to find the minor problems in any railway like misplaced stones and litter in tunnels. We had a great afternoon with good weather and food.



Brendon Clarkes son Lucas helping out on the Garden Railway.

THE GARDEN WHISTLE



Brendon adjusting Lucas's Train



Lloyds Isle of Man Railcar set.



Warren Stringers train passes the station.

HEADLINE

Garden Railroading Magazine is going away but GR News is not!

The next edition of 'Garden Railroading Magazine' will be the last edition. After producing 30 editions since 2020, our Editor, Carla Brand Breitner, is retiring. Carla devoted thousands of hours producing 30 great editions. We cannot thank her enough. We also thank the many contributors to the magazine and the advertisers who supported the magazine

NOT GOING AWAY

We are excited to continue all other GR News services.

- The GR News website
- The Club Directory
- The 'Help me find a club' service
- Access to past editions of the magazine
- Notice of upcoming events
- Our social media channels
- And also aim to share occasional feature articles

SOON

We will share more about the continuing services.

FOR NOW

We thank you for supporting the magazine over the last 6 years. We look forward to supporting you in the years ahead.

The GR News Team



Auckland Garden Railway Society Meeting

Report - Ray Williams, Photos - As Credited

With meeting being delayed 2 weeks to allow me to complete the extension to the Howick Valley Railway, I was now ready to run on the new line. The HVR now has a total mainline length of 216 ft (65.4m). With 2m of track to complete the reversing Y and 4m for the passing loop on the extension. Operators will now be able to run in opposite directions and also change direction without lifting locos off the track.

With a forecast of a rainy day 4 days out, we were blessed with beautiful warm day and 13 visitors. I ran my Mikado initially with Mike running his RCS no 22, and Robert's southern 762 with SR 2 axle wagons behind and then Bruce's bogey coaches. With 2 remotely operated points it was possible to change the running from 2 loops to 3 loops. The points are operated by 9 gram rc servos connected by cable to a detachable control box made by Dave.

Meanwhile Shelley entertained the ladies and provided tea for guest. After afternoon tea Trevor ran his steam loco which took a little practice to deal with the grades, never the less enjoyed the railway and is keen to return.

Last year I invited members from Scale Marine Modelers, a club that I belong to that is similar to our group who's interested in building model boats. We had one visitor this year who commented ' I've got a big back yard, I could build one of these' You don't here that much in Auckland anymore.

After members gradually dwindled, Mike, Liz, Shelley and I had Chinese take aways for dinner after which Mike and I went out to the railway for a bit of night running, packing up at about 9.30 pm. I covered my trains with a tarp with the thought of running the next day. On arrival home Mike rings me to tell me that is bucketing down in Manurewa so I better put my trains away which I did. We had no rain in the night and the next day was blue sky and sunny. At 4pm in the afternoon we had a shower, so I rang Mike and told him that the shower had finally arrived and it was heading back to his place.

I would like to thank Mike for helping me to put the last posts in and also the last sections of track, and Shelley for all the work she put to make the day go right, and last my good friend Dave who has put a lot of his skills into the Howick Valley Railway.



Robert's southern 762 with a rake of SR wagons - Photo Robert Graham.



*Mike's RGS 22 heading past the Mine (built by George Weston now home on its third layout)
- Photo Michael Hilliar.*




Robert's Lyn locomotive now on passenger duties - Photo Robert Graham.

THE GARDEN WHISTLE



Mike's RGS 22 and Robert's Lyn at the Ohakune station - Photo Robert Graham.



Members utilizing the shade from the trees while enjoying the trains running on the layout extension on the Howick Valley Railway - Photo Robert Graham.



Ray's Coal train heading to be loaded at the Mine - Photo Ray Williams.



Trevor's loco in full steam - Photo Michael Hilliar.



Mike firing his SR & RL locomotive - Photo Ray Williams.



Ray's coal train waits to be loaded at the mine hopper - Photo Robert Graham.



Trevor concentrating on running his locomotive - Photo Michael Hilliar.



Trains continue to run as night falls - Photo Ray Williams.

Wellington Garden Railway Group Meeting

Report - John Robinson, Photos as credited.

Wellington Garden Railway Group March Running Day

There are advantages and disadvantages of having a running day on the last Saturday of the month with the Garden Whistle Editor wanting copy to him by that evening so he can do his fine job compiling the Whistle by Sunday. Advantage being I can't procrastinate, and disadvantage being I can't do what I'm good at, yep, procrastinating. Sadly to meet the deadline this report on the excellent running day hosted today by Marty Swiney on his Martlen Line will need to be brief.

Marty hosted his first Wellington Garden Railway Group running day back in 2024 and has made running days here an annual event since. Sadly I have missed the last two and from the fun we had today I regret even more that I haven't been there. The Martlen Line is nestled in small mature urban back yard, the main station viewed from the back lawn with a deceivingly long loop hidden in the pool courtyard. Well there is no longer a pool there, but from a sign it advised there was no P in it when it was there.

The railway is slightly raised at a comfortable height to kneel at when setting up or steaming up one's trains at the main station. here are 5 roads through the station, plus sidings so there is plenty of room, but even then it was well filled at times with visiting trains. It was that noted at one stage there were three live steamers running along with two battery powered consists all comfortable spaced out around the railway with no great effort needed by the drivers to maintain safe following distances. So that really does go to illustrate just how well Marty has been able to fit a deceivingly long length of main line within a comparatively small space. Dr Who fans may well draw comparisons to a Tardis, (bigger on the inside that it looks from the outside).

While I was preparing my loco ready to light up I wasn't really paying much attention to what else was happening around me, and when I did, almost everyone had disappeared. The penny dropped, the bell his grandson was ringing was to announce afternoon tea! I needn't have worried; Helen had put on such a fine spread there were more than enough delicious calories to go around. Most of the wise old sages had moved from their viewing seats on the lawn to continue conversations in the coffee courtyard. I joined them!

Afterwards, back to the train running suitable fuelled, the usual eclectic mix of rolling stock ran. For me one of the pleasant things to note of the day was just how well Marty's grandkids ran trains in amongst the more mature kids (aka grumpy old men). And with a couple of our younger members also running trains it bods well for the future. The more we engage with the kids the more they grow. Listening in on some of the conversations reminded me of the enthusiasm I had at their age, thankfully it's still there under the grey hair and wrinkles, but I do need to share it more.

So to close, thanks to Marty and Helen for hosting the day, thanks to the good number of members and their accompaniments who came, and to the weather too for playing the game. I do apologise for the briefness of this report, the day really deserved more. (PS I made the deadline by 16 minutes.)

THE GARDEN WHISTLE



Martlen Line main station. Marty's crocodile with train of Pullman carriages of note on the far road - Photo John Robinson.



Chris D's Feldbahn live steamer with a consist of custom-built cable and oil drum wagons - Photo Lloyd Dickens.



Marty's Saxon IV K Meyer hustles past the loco depot - Photo Lloyd Dickens.



John S's Lady Anne - Photo John Robinson.



Marty's grandson Thomas at the controls (he did an awesome job helping with the driving) - Photo Lloyd Dickens.



John R's Manawanui enjoying a nice steamy run. - Photo John Robinson.



John S's red Lady Anne is steaming up, while Marty's Green Fowler waits her turn - Photo Lloyd Dickens.



Rosenbach station bathed in sunshine - Photo John Robinson.



Chris D Priming his Feldbahn live steamer - Photo Lloyd Dickens.



The third wise man is missing - Photo Lloyd Dickens.



Grant A's train at _ool station. The driftwood low relief scene I thought was kind of neat. - Photo John Robinson.



Marty on shunting duty - Photo Lloyd Dickens.



With a nearly empty yard, WGRG members are awaiting the arrival of the next trains - Photo Lloyd Dickens



WGRG member Max at the controls of Marty's Crocodile - Photo Lloyd Dickens.



David A's train passing the loco depot. - Photo John Robinson.

Readers Pictures



As mentioned earlier in the newsletter within the "Oor Wullie" and Elmer Fudd Article provided by Ian Galbraith, he has been busy using Ai technology to create 3d print files from 2d photographs.

These figures of Ian and Ann have been 3d printed by Ian from a photograph, Claire Burnett has then hand painted these 3d figures of Ian and Ann from that original photograph.

Steven Burnett, Scargill

COMING EVENTS


April 11-12 2026
 May 2-3 2026
 May 15-16 2026
 June 13-14 2026
 June 20 2026
 July 4-5 2026
 September 5-6 2026
 October 3-4 2026
 October 2026
 November 2026
 January 23-24 2027
 March 2027
 May 31-5 2027

Te Awamutu Model Railway Show, Te Awamutu
 Dunedin Model Train Show, Dunedin
 2026 Great Lakes Large Scale Train Expo, Ohio
 Hastings Train Show, Hastings
 Model Train Display Rolleston School, Rolleston
 Ashburton Model Train Show, Tinwald
 Nelson Model Railway Show, Stoke
 Big Model Train Show, Christchurch
 Great Little Train Show, Invercargill
 Rail Ex, Lower Hutt
 Tauranga Model Train Show, Tauranga
 Cromwell Train Show, Cromwell
 2027 National Garden Railway Convention, Nashville, USA

Do you know of an event?
 Contact the Editor to include in the next
 Garden Whistle newsletter
gw.editor@outlook.com

The May / June / July Garden Railroading
 News is available to read online, this can
 be found at www.GRNews.org or

[Click here to view the current issue.](#)



Quayle Rail track now available in three metre lengths
 It is available from Auckland, Masterton and Rangiora
 Mike Hilliar, Auckland
mhilliar@orcon.net.nz
 Henrik Dorbeck, Masterton
dorbeck@xtra.co.nz
 Ian Galbraith, Rangiora
cfgrms@culcreuchfold.org.nz

ADVERTISERS



Your local supplier of:



PIKO

POLAG



406 Yarrow Street, Invercargill - 03 217 0572 - shop@toottoot.co.nz
www.toottoot.co.nz



Pirfic Station is on Youtube
find it here:

[www.youtube.com/
@PIRFICSTATION](http://www.youtube.com/@PIRFICSTATION)


CULCREUCH FOLD GARDEN RAILWAY MODEL SUPPLIES

MyLocoSound Bring Your Trains To Life !

Steam, Heavy Diesel, Light Diesel

Available Now !

Tram, Goose, Electric



Return your existing sound board to us for **FREE** reprogramming with the latest sound files. Send the board only, no remotes or IR cables needed. **You only pay for return S/H. Contact us via e-mail.**

You can also change from Diesel to Steam, etc. Just specify below which file you need. We can only update the newer Universal Sound Cards (Black, Blue, or Green).

All MyLocoSound cards are supplied with latest sound files. Cost: \$139.00 + NZPost Tracked \$7.20

3 Church Street, Rangiora 7400 Email: cfgrms@culcreuchfold.org.nz Ph: 021 264 6945



Blue Mountain Models New Zealand's Authorised Stockist of TCS Decoders & Accessories

Sound & Non Sound Decoders
to suit G-Scale locomotives.




G8 Non Sound Decoder

- 4 amp (continuous power).
- 8 Light functions (20 lighting effects).
- Quiet-Drive



WOW 501 Sound Decoder (steam & diesel)

- 5 amp (continuous power).
- 16 Bit sound quality.
- 8 Light functions (20 lighting effects).



info@bluemountainmodels.co.nz
www.bluemountainmodels.co.nz

Rolleston, Christchurch
Ph 027-211-2133



Tereina - Deltang DMS2 2.4GHz Radio Control back available

Available now (direct replacement to RCS)
Dual Use centre notch both Ch1&3 plus F2,F4 & F5
controller for battery and live steam control
Manual & Autobind Receivers
Cobra160 3A & Cobra260 6A ESC
Servo triggers for sound systems
Servo trigger Lyn & 3Chime Whistle modules



Contact Chris cdrowley@xtra.co.nz

Club Meeting	Club Contact
<p>April TBC</p> <p>Details to follow via email</p>	<p>Auckland:</p> <p>Auckland Garden Railway Society Inc Club Contact: Email: grahamclannz@xtra.co.nz Robert Graham, Ph: 09 836 0900</p>
<p>Running Days/Meetings cancelled until further notice</p>	<p>Waikato:</p> <p>GROW: Garden Railway Operators of Waikato. Club Contact: Email: sandnlipsey@gmail.com Stefan Lipsey, PO Box 612, Waikato Mail Centre, Hamilton, 3240, Ph: 07 859 3650</p>
<p>April 18th (Saturday) 1pm</p> <p>Henrik Dorbeck 1 Francis Lane Masterton</p> <p>DCC, Battery and live steam</p>	<p>Wairarapa:</p> <p>Wairarapa Garden Railway Group. Club Contact: Email: brendonclarke76@yahoo.co.nz Coordinator: Brendon Clarke</p>
<p>April TBC</p>	<p>Wellington:</p> <p>Wellington Garden Railway Group. Club Contact: Email: bilthompson@xtra.co.nz Coordinator: Brent Thompson, 6 Bodmin Terrace, Camborne, Ph: 022 619 4006</p>
<p>April 19th (Sunday) 1pm</p> <p>Aaron and Tracey Emerson Hercules St Station 29 Hercules St, Shirley</p> <p>Track Power, Battery, Live steam</p>	<p>Christchurch:</p> <p>Christchurch Garden Railway Group: Club Contact: Email: 2days61@gmail.com Secretary: David Day, 61 Carnarvon Street, Linwood, Christchurch. Ph: 03 981 4424 President: Bill Stanley, Ph: 027 282 4244</p>