


THE GARDEN WHISTLE

NEW ZEALAND LARGE SCALE NEWSLETTER



OCTOBER 2025



THE GARDEN WHISTLE

NEW ZEALAND LARGE SCALE NEWSLETTER

October 2025

Contents

In This Issue

[27 Classifieds](#)

[29 Readers Pictures](#)

[32 Coming Events](#)

[33 Advertisers](#)

[35 Club Meetings](#)

[& Contacts](#)

[36 Convention](#)

[Registration Form](#)

This Months Features

[3 Wairarapa Garden Railway Group Meeting](#)

[7 Christchurch Garden Railway Group Meeting](#)

[16 Saxa Salt Wagon 3d Print](#)

[18 Auckland Garden Railway Society Meeting](#)

[23 Railway Update](#)

[30 NZ Garden Railway Convention Update #3](#)

[Cover photo](#) — John Reinecke supervising his grandson, Lukas, running a live steam as it approaches the high level. A1B awaiting the road, Andrew Stevens Railway.

Photo supplied by - Simon Sharp.

The **Garden Whistle** is published monthly by the Christchurch Garden Railway Group and features news from various Large scale Groups in New Zealand.

Each club is a separate identity and the contact details may be found in club contacts.

Contributions of articles and/or photos are always welcome. Photos should be sent as separate jpg attachments.

The views expressed in this newsletter are not necessarily those of the Editor, Executive, or members of the Christchurch Garden Railway Group

Editor: Iain Collingwood, Email: gw.editor@outlook.com

Wairarapa Garden Railway Group Meeting

Report and Photos - Lloyd Dickens

Wairarapa Garden Railway Groups last ANZAC Hall event for year

A small group from Wellington and the Wairarapa setup track in the Featherston ANZAC Hall for our last run at this venue for the year.

Both layouts where on the floor as we did not have our tables.

We set up a simple loop with two passing loops and ran DCC and non DCC on the one track. For the first time I saw an unchipped loco running on DCC 00, which simulates track power. It works well. Must look up how it is achieved. We did have to do a bit of track cleaning. Will have to take a method of cleaning the track to the next indoor run on October at HobbyEx in Upper Hutt.

The Wellington group also brought less track than usual and setup a single loop with two setup tracks. They even ran a Live steam locomotive in the afternoon. We had a great lunch thanks to the food brought along by the participants.

John Seaward brought his switching puzzle which consists of two points and track. The points are radio controlled, a system I setup for him some years ago.

We had a great time meeting up with our friends from Wellington in an historic Wairarapa Building.

So I looked up 00 and here is what I got (No AI here)

To operate an analog locomotive with Digitrax you will use address 00 to send commands to the locomotive. The magic that makes this happen is called zero stretching. With Zero Stretching, an analog locomotive going forward receives an unusually long positive voltage, followed by a very short negative voltage. The much larger positive voltage ensures the locomotive moves forward. The brief negative pulse causes a low buzzing that will vary with the speed of the locomotive.



Chris lady Ann watched by Warren Stringer Ian Webb Phil Smith and John Seaward.

THE GARDEN WHISTLE




John Seward operating his puzzle.



Brendon Clarke and son Lucas.




Chris Drowley and Ian Webb watching proceedings.



Anzac Hall with Wellington layout and Wairarapa in the background.

THE GARDEN WHISTLE



John Sowards Switching puzzle.



**15TH NZ GARDEN RAILWAY CONVENTION
CHRISTCHURCH GARDEN RAILWAY GROUP
WAITANGI WEEKEND FEBUARY 6TH, 7TH & 8TH 2026**

Christchurch Garden Railway Group Meeting

Report - Dave Day, Photos As credited.

Christchurch Garden Railway Group September Running Day

Our group had the September running day in the Rangiora district at Neil & Denise's Flaxton Creek layout and what an awesome day we had with a good turnout of around 30 people turning up to run their trains around the layout, which is built off the ground about 1.2 meters high. A very good height for some of our senior members to avoid bending down and then trying to stand up again (that's the hard part).

The layout is a big horseshoe shape with gentle curves at both ends as you may pick up from the photos to follow. Neil hasn't had a running day for a number of years now and presented his layout as a work in progress for all to see. This is one of the layouts that will be on display for our convention in February 2026. If you haven't registered for this yet, time is running out very fast now.

The weather was a bit of a worry all week as to whether to run or not with strong winds and rain forecast for the day. But on the morning of, Neil took the bold step and said yes, he will have his day after all. With the nor wester still lurking in the distance people decided yes, we can run and hope the wind won't blow anything off the track, it's a long way to fall to the ground.

Members ran their trains all afternoon with no problems with the wind and no sign of rain which was a blessing as they were still saying rain and wind. This was another fun, social afternoon for us all, having a great time driving trains and having a good chat.

Every time we have a running day there is always new gear coming out for a run or something someone has made for all to look at. All in all a very pleasant social afternoon was had by all. Afternoon tea was a smorgasbord of food and drink with cakes, savouries, biscuits and sandwiches, leaving you very satisfied. A big thank you to the hosts and all the ladies lending a hand to prepare, layout and of course the clean up including washing all the cups etc. Very well done to all, I cannot thank you all enough for keeping us fed and watered, after all the talking some of us need it.

Looking forward now for "The Big Train Show" on the 4th and 5th October, this is one of our big events every year, with two layouts on display for all to see. The layouts are all prepared for this and we have a list of helpers to keep them going over the two days. Looking forward to it as it creeps closer.

Don't forget our convention coming up Feb 2026, information further on in the Garden Whistle and get your registration in and come along for an enjoyable weekend.

THE GARDEN WHISTLE



Dean Farrows rail car - Photo Tony Rothschild.



Noel Collingwoods Spreewald - Photo Tony Rothschild.



Neil Wiggins Climax - Photo Bill Stanley.



Andrew Bishops train - Photo Bill Stanley.



Noel and Ray chatting - Photo Tony Rothschild.

THE GARDEN WHISTLE



Members around the Flaxton Creek Railway - Photo Neil Wiggins.



Members enjoying the trains - Photo Neil Wiggins.



Andrew Wilson demonstrating the tunnel - Photo Tony Rothschild.



Douglas walls tank train - Photo Neil Wiggins.

THE GARDEN WHISTLE



Plenty of trains running - Photo Neil Wiggins.



Afternoon tea time - Photo Tony Rothschild.

THE GARDEN WHISTLE



Members chat while the trains run - Photo Tony Rothschild.



Bill and Neil Chatting - Photo Tony Rothschild.

THE GARDEN WHISTLE



Andrew, Oliver and Jessie watching trains run - Photo Bill Stanley.



Noel and Andrews trains crossing - Photo Bill Stanley.



Flaxton Creek Railway - Photo Bill Stanley.

THE GARDEN WHISTLE



Andrews FA1 passing thru some of Neils tunnel molds - Photo Bill Stanley.




Iain and Bill watch Dean making some running repairs - Photo Tony Rothschild.

Saxa Salt Wagon 3D Print



I have always liked the salt wagons you see for model railways, those with the pitched roof. I was slowly building up a rake of wagons for gauge 1 and thought a Saxa Salt wagon would be a good addition.



I decided to put the 3D printer to good use I also decided that I did not want to have to paint anything, as such I found that you can get matte PLA filament which I thought would be better than 'normal' gloss finish.



I have been playing with making 3D wagon of different types and had been using the G1MRA 3D Circles downloads. I decided that I needed a black chassis, yellow body and a grey roof for the Saxa wagon. I had made the G1MRA 3D silo wagons and these come with a good chassis, however the chassis came in parts which then have to be put together.




Having made 4-5 of these I decided to use TinkerCad to use some of the components to make a single item chassis that had the G1MRA detailed chassis sides and added my own ends ready for Tenmille buffers and hooks etc.

This was the result, a single piece chassis ready to go, there is enough give to add wheels




I decided to add rods and brakes separate as these are dependant on the wheel size being used. Next I needed the body. I took a G1MRA 3D Southern box van body I cut the top off to allow for a pitched roof.




In Tinkercad this was easy to do and it looks like this

Saxa Salt Wagon Gauge One



Printed in yellow the final result is nice, The detail is surprisingly good.



Finally I needed a roof, so far I have taken others designs and modified, but with this I started from scratch, using the 3D design for the body to line up, making a 3mm thick roof was straight forward. I added studs on the edges to simulate the nails holding on the roofing felt.



Close up with no finishing the detail is pretty good, particularly for old eyes and when it is moving around the track!!!

The body printed with lots of support elements that are easily removed when finished, even between the planks there are small support elements and you can just some of these in this photo.



Next on to these Saxa decals from grsuk.com, here is a link <https://www.grsuk.com/shop/saxa-salt-wagon-M3760>. These were not the correct size so I scanned them and re printed them. I used some 'water slide decal paper' from Ali Express for printing on. These are good quality very robust.



Here is the finished article with some Esso tankers.

I was thinking that I would need to put some weight inside the wagon, but actually it was just right and runs well.

Auckland Garden Railway Society Meeting

Report - Simon Sharp , Photos - As Credited

**Auckland Garden Railway Society September meeting
by Simon Sharp Hon.Treasurer**



Alans A1B passing Hughs Stainz

The September meeting this year was a visit to Andrew Stevens' track in New Lynn. Having not visited for a while I was impressed with the work that he has managed to put in, puts many of us, including me to shame. The track has been completely relaid, no longer the aluminium bar slotted into decking as pioneered by the Sandstone and Termite railway in Australia, but recycled track from the now retired layout of Derek Cooper.

As it was a dry spring afternoon there were plenty of visitors, and much conversion work being shown.

The next meeting is scheduled to be at Michel Hillier's and with his track powered layout and the warmer weather we should hopefully get a really good turnout.



Michael Hillier's train at swimming pool

THE GARDEN WHISTLE



Lukas on signal duty



Andrew Stevens Climax hauling some 3d printed wagons



Trial prints from Andrew Stevens workshop



THE GARDEN WHISTLE



The signal Box – full size equipment in the workshop

Railway Update

Henrik Dorbeck, Wairarapa

I have removed all of my old layout bar two tables. Track is re-laid and some new plans in effect. I haven't run a train yet but the wagons track pretty well. It will be a point to loop and back layout with a new section to a loop. All in all I am a lot happier now with the new plan. Attached are some pictures of the changes made.



Stripping the old layout of scenery, artificial grass and side cladding.

THE GARDEN WHISTLE





New track plan being formed which connects to the previous layouts track behind the house.



THE GARDEN WHISTLE



CLASSIFIEDS

For Sale

LGB Forney \$600 ono

Please contact Ben Jeffcoat via email : jhmac520@gmail.com



Correction

In last months newsletter the Editor incorrectly priced the following item:

If anyone is interested in this item or any of his other items please contact Kerry via email listed:

nzr1in24@xtra.co.nz



LGB 26182- \$1250 (Boxed / With Sound)

TRAINMANIA[©]



022 605 5415

www.trainmania.co.nz

info@trainmania.co.nz

Shop Address:
Winscombe Mall
39 Queen Street, Unit 4
Warkworth, 0910
New Zealand

The Following items are available at trainmania

Lehmann-Gross-Bahn

| | |
|---|-------|
| 22892 | 46400 |
| 20872 | 31110 |
| 30604 | 25851 |
| 21900 | 74302 |
| 69572 | 30603 |
| 11000 | 20721 |
| 29182-A+B+C+D+E (including the wooden box, Anniversary Edition) | 32190 |
| | 74600 |
| | 26194 |


Bachmann Trains

81099
81296

| Readers Pictures | |
|------------------|--|
|------------------|--|



Andrew Bishop



THE GARDEN WHISTLE



15th NZ Garden Railway Convention, Christchurch 6th – 8th February 2026

Update #3

As the months are counting down towards the convention date it is now time for another update. We have our Venue booked, this being the Prebbleton Hall, 617 Springs Road, Prebbleton. We have the Hall booked for Friday and Saturday, Prebbleton does not offer a lot of accommodation as it is located on the outskirts of Christchurch but accommodation is located nearby and a list of accommodation options will be included in this update which may help for booking. We have railways confirmed for layout tours so we are finalising the convention programme currently, both evening meals are booked. Remember convention Tee Shirt design is the graphic shown above and sizing guide is located at the bottom of this update, these are available to order with your registration. A full range of unisex sizes are available at \$25.00 each, to give us time for ordering and printing. **(Tee shirts must be ordered and paid in full by 1st December 2025).**

As we are receiving some interest we are also looking at doing collared shirts, these will be more expensive but anyone wishing to purchase a collared shirt or change to a collared shirt **please get in touch asap for us to confirm interest for us to proceed.**

- Currently we have 13 Layouts to view, 5 layouts that are new or weren't on the previous convention and 5 layouts which have had changes since the last convention in 2021.
- We will have sales tables and trade stands available at the venue Friday / Saturday. (If you wish to have a trade stand, please contact myself on nzgrc2026@gmail.com).
- We have 2 inhouse clinics booked, but if you have a new clinic you wish to present, please contact myself asap before we finalise the programme on nzgrc2026@gmail.com.
- Currently our programme starts at 8.30am on Friday 6th (We are planning to do pre-registration with a Layout Visit from Thursday 5th 5.00pm) For those from out of town also allow for 4pm finish on the Sunday (For those booking flights aim for 5.30pm or later)

As mentioned Prebbleton doesn't offer much accommodation but that being said Hornby and Wigram are close by, followed by Sockburn and Russley for those that want to be closer to the airport. These suggestions are just purely by geographical proximity, if you are looking for something in particular please reach out and we may be able to assist you.

<https://www.wigramhotel.co.nz>

<https://www.dentonpark.co.nz>

<https://airwaysmotel.co.nz>

<http://racecoursehotel.co.nz>

<https://www.amalfimotorlodge.co.nz>

The 2026 Convention early registration is now closed and thank you to all those that have registered for the convention, we still have 3 registration prices left including a junior registrant which are on the registration form and are the following:

Junior Registration Fee is \$125.00 per registrant 12 years of age or under with accompanying full registrant and covers all activities including the Friday evening buffet meal and Saturday evening buffet meal.

Full Registration Fee is \$180.00 per registrant if paid by 1st December 2025, and covers all activities including the Friday evening buffet meal and Saturday evening buffet meal.

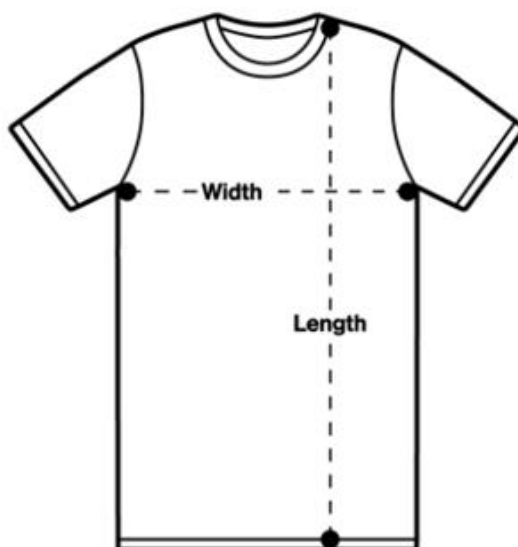
Late Registration Fee is \$200.00 if paid after 1st December 2025, and covers all activities including the Saturday evening Friday evening buffet meal and Saturday evening buffet meal.
(Late registration will be closing 20th January 2026)

If you're interested in attending the Convention, please register your interest or return a completed registration form by email to: nzgrc2026@gmail.com

Convention Convenor

Below is sizing for the convention tee - shirt, **remember if anyone is interested in a collared shirt please get in touch asap.**

Staple Tee



| MEASUREMENT | XSM | SML | MED | LRG | XLG | 2XL | 3XL | 4XL | 5XL |
|------------------|-----|-----|-----|------|-----|------|-----|-----|-----|
| Body Width (cm) | 43 | 47 | 52 | 56.5 | 61 | 64 | 68 | 75 | 80 |
| Body Length (cm) | 68 | 71 | 75 | 78.5 | 82 | 83.5 | 85 | 87 | 89 |

Please note measurements can vary within 2.5cm, this is within our tolerance.

ascolour.

COMING EVENTS


October 4-5 2025
 October 8-12 2025
 October 25-26 2025
 November 1-2 2025
 November 15-16 2025
 January 17-18 2026
 February 5-7 2026
 March 21-22 2026
 May 2-3 2026
 May 15-16 2026
 June 13-14 2026
 July 4-5 2026
 September 5-6 2026
 May 31-5 2027

The Big Train Show, Christchurch
 National Steamup Symposium, California, USA
 Great Little Train Show, Invercargill
 Hamilton Model Railway Exhibition, Hamilton
 RailEx, Taita, Lower Hutt
 Tauranga Model Train Show, Tauranga
 15th NZ Garden Railway Convention, Christchurch
 Model Train and Lego Show, Wanaka
 Dunedin Model Train Show, Dunedin
 2026 Great Lakes Large Scale Train Expo, Ohio
 Hastings Train Show, Hastings
 Ashburton Model Train Show, Tinwald
 Nelson Model Railway Show, Stoke
 2027 National Garden Railway Convention, Nashville, USA

Do you know of an event?
 Contact the Editor to include in the next
 Garden Whistle newsletter
gw.editor@outlook.com

The May / June / July Garden Railroading
 News is available to read online, this can
 be found at www.GRNews.org or

[Click here to view the current issue.](#)



Quayle Rail track now available in three metre lengths
 It is available from Auckland, Masterton and Rangiora
 Mike Hilliar, Auckland
mhilliar@orcon.net.nz
 Henrik Dorbeck, Masterton
dorbeck@xtra.co.nz
 Ian Galbraith, Rangiora
cfgrms@culcreuchfold.org.nz

ADVERTISERS



Your local supplier of:



PIKO

POLAR



406 Yarrow Street, Invercargill - 03 217 0572 - shop@toottoot.co.nz
www.toottoot.co.nz



Pirfic Station is on Youtube
find it here:

[www.youtube.com/
@PIRFICSTATION](http://www.youtube.com/@PIRFICSTATION)


CULCREUCH FOLD GARDEN RAILWAY MODEL SUPPLIES

MyLocoSound Bring Your Trains To Life !

Steam, Heavy Diesel, Light Diesel

Available Now !

Tram, Goose, Electric



Return your existing sound board to us
for **FREE** reprogramming with the latest sound
files. Send the board only, no remotes or IR
cables needed. **You only pay for return S/H.**
Contact us via e-mail.

You can also change from Diesel to Steam,
etc. Just specify below which file you need. We
can only update the newer Universal Sound
Cards (Black, Blue, or Green).

All MyLocoSound cards are supplied with latest sound files. Cost: \$139.00 + NZPost Tracked \$7.20

3 Church Street, Rangiora 7400 Email: cfgrms@culcreuchfold.org.nz Ph: 021 264 6945



Blue Mountain Models New Zealand's Authorised Stockist of TCS Decoders & Accessories

Sound & Non Sound Decoders
to suit G-Scale locomotives.

**G-Scale
Decoders**



G8 Non Sound Decoder

- 4 amp (continuous power).
- 8 Light functions (20 lighting effects).
- Quiet-Drive



WOW 501 Sound Decoder (steam & diesel)

- 5 amp (continuous power).
- 16 Bit sound quality.
- 8 Light functions (20 lighting effects).



Want to advertise here?

gw.editor@outlook.com



info@bluemountainmodels.co.nz
www.bluemountainmodels.co.nz

Rolleston, Christchurch
Ph 027-211-2133



Tereina - Deltang DMS2 2.4GHz Radio Control back available

Available now (direct replacement to RCS)
Dual Use centre notch both Ch1&3 plus F2,F4 & F5
controller for battery and live steam control
Manual & Autobind Receivers
Cobra160 3A & Cobra260 6A ESC
Servo triggers for sound systems
Servo trigger Lyn & 3Chime Whistle modules



Contact Chris cdrowley@xtra.co.nz

| Club Meeting | Club Contact |
|---|---|
| <p>October TBC</p> | <p>Auckland:</p> <p>Auckland Garden Railway Society Inc Club Contact: Email: grahamclannz@xtra.co.nz Robert Graham, Ph: 09 836 0900</p> |
| <p>Running Days/Meetings cancelled until further notice</p> | <p>Waikato:</p> <p>GROW: Garden Railway Operators of Waikato. Club Contact: Email: sandnlipsey@gmail.com Stefan Lipsey, PO Box 612, Waikato Mail Centre, Hamilton, 3240, Ph: 07 859 3650</p> |
| <p>October TBC</p> | <p>Wairarapa:</p> <p>Wairarapa Garden Railway Group. Club Contact: Email: brendonclarke76@yahoo.co.nz Coordinator: Brendon Clarke</p> |
| <p>October TBC</p> | <p>Wellington:</p> <p>Wellington Garden Railway Group. Club Contact: Email: bilthompson@xtra.co.nz Coordinator: Brent Thompson, 6 Bodmin Terrace, Camborne, Ph: 022 619 4006</p> |
| <p>October 4th & 5th (Saturday & Sunday)</p> <p>Big Model Train Show Cowles Stadium, Pages Road</p> <p>U-Drive and Large layout Setup - around 3.00pm Friday Layout Running - 9.30am - 5.00pm Saturday Layout Running - 9.30am - 4.30pm Sunday Pack up - around 4.30pm Sunday</p> | <p>Christchurch:</p> <p>Christchurch Garden Railway Group: Club Contact: Email: 2days61@gmail.com Secretary: David Day, 61 Carnarvon Street, Linwood, Christchurch. Ph: 03 981 4424 President: Bill Stanley, Ph: 027 282 4244</p> |

THE GARDEN WHISTLE

CONVENTION REGISTRATION FORM



**15th NZ Garden Railway Convention,
Christchurch
6th – 8th February 2026**

Personal Details

Name: _____ Name on ID Tag: _____
 Partners Name: _____ Name on ID Tag: _____
 Railway Name: _____
 Address: _____
 City: _____ Country: _____
 Contact Phone / Mobile: _____
 Email Address: _____

Junior Registration Fee is \$125.00 per registrant 12 years of age or under with accompanying full registrant and covers all activities including the Friday evening buffet meal and Saturday evening buffet meal.

Full Registration Fee is \$180.00 per registrant if paid by 1st December 2025, and covers all activities including the Friday evening buffet meal and Saturday evening buffet meal.

Late Registration Fee is \$200.00 if paid after 1st December 2025, and covers all activities including the Saturday evening Friday evening buffet meal and Saturday evening buffet meal.

For **Partners / Friends** attending only the Friday evening Meal the cost is \$45.00 per person.

For **Partners / Friends** attending only the Saturday evening Buffet Meal the cost is \$45.00 per person.

Drinks for Friday evening meal is BYO and Saturday evening meal is at your own cost.

A **Convention Tee Shirt** is available to order with your registration. A full range of unisex sizes are available. To give us time for ordering and printing please order and pay for your shirts in full by 1st December 2025.

Costs

| | | | | |
|---------------------------|-------------|--------------|-------|----------|
| Junior Registration | \$125.00 | No Attending | _____ | \$ _____ |
| Full Registration | \$180.00 | No Attending | _____ | \$ _____ |
| Late Registration | \$200.00 | No Attending | _____ | \$ _____ |
| Friday Buffet Meal only | \$45.00 | No Attending | _____ | \$ _____ |
| Saturday Buffet Meal only | \$45.00 | No Attending | _____ | \$ _____ |
| Tee - Shirt(s) | \$25.00 ea. | No Required | _____ | \$ _____ |
| Collared Shirt(s) | \$45.00 ea. | No Required | _____ | \$ _____ |
| #1 Unisex | Size _____ | | | |
| #2 Unisex | Size _____ | | | |

TOTAL \$ _____

Notes (e.g. Dietary / Mobility requirements): _____

Please return your completed registration forms by email to: nzgrc2026@gmail.com

Please make Direct Credit payments to "Christchurch Garden Railway Group" - CGRG Convention account
 BNZ 02-0820-0432546-02 with your **Full Name** in the reference field.