


THE GARDEN WHISTLE

NEW ZEALAND LARGE SCALE NEWSLETTER



MARCH 2025



THE GARDEN WHISTLE

NEW ZEALAND LARGE SCALE NEWSLETTER

March 2025

Contents

In This Issue

[32 Readers Pictures](#)

[34 Coming Events](#)

[35 Advertisers](#)

[37 Club Meetings
& Contacts](#)

[38 Convention
Registration Form](#)

This Months Features

[3 Christchurch Garden Railway Group Meeting](#)

[11 Auckland Garden Railway Group Meeting](#)

[19 Now for something completely different](#)

[23 Wairarapa Garden Railway Group Meeting](#)

[26 Wellington Garden Railway Group Meeting](#)

[33 NZ Garden Railway Convention Update #2](#)

Cover photo — Lloyd's battery powered Accucraft IOM Caledonia approaching the station on the right-hand side of the railway. Photo supplied by - John Robinson.

The **Garden Whistle** is published monthly by the Christchurch Garden Railway Group and features news from various Large scale Groups in New Zealand.

Each club is a separate identity and the contact details may be found in club contacts.

Contributions of articles and/or photos are always welcome. Photos should be sent as separate jpg attachments.

The views expressed in this newsletter are not necessarily those of the Editor, Executive, or members of the Christchurch Garden Railway Group

Editor: Iain Collingwood, Email: gw.editor@outlook.com

Christchurch Garden Railway Group Meeting

Report - Ian Galbraith, Photos as Credited

February Running Day at the Culcreuch Fold Garden Railway

The Running Day was scheduled for 16 February 2025. Due to ill health over the last few months, it had not been possible to properly prepare our garden railway for the upcoming Christchurch Garden Railway Group Running Day. Noel Collingwood had been spending time most weeks attempting to keep the weeds under control. Having notified David Day, the secretary that transferring to another member may be a better option, the Group decided that a working bee here would solve the problem.

Ten members arrived mid-morning on 2 February 2025 ready to work. The foliage was trimmed, weeds and dead leaves were removed, some track was realigned, and the ballast was re-laid. The tunnel was checked and cleared. The Running Day could now go ahead. Many thanks to those members who gave their time to achieve so much. Midway through lunch was enjoyed.

RUNNING DAY.

Bill Stanley, Noel and Denise Collingwood assisted in erecting the gazebos for protection from the sun. Bill and Noel further assisted in setting out the buildings, cars, and people on the railway. Denise helped Ann prepare the afternoon tea.

Unfortunately, due to a clash with other events, 4 Wheel Drive Rally, Pipe Band Contest, Hot Rod gathering and major helicopter fly in at Hanmer Springs, the afternoon was rather like what my dad referred to as "an Adam Hamilton Party" in that very few attended. Only four visiting trains ran.

Bill and Noel assisted at the end of the day to pack away the gazebos and models. Their assistance was very much appreciated.



Bill Stanley's White Pass train at the station

Photo Ian Galbraith.

THE GARDEN WHISTLE




a fine time to leave me Loose Wheel..

Photo - Ian C Galbraith.



Photo by Colleen Linnell of the Rangiora Photographic Society.



Ian Galbraith's Tram Motor and Coach

Photo - Ian Galbraith.



Members enjoying afternoon tea while watching the trains run - Photo Bill Stanley.

THE GARDEN WHISTLE



Photo by Colleen Linnell of the Rangiora Photographic Society.




Bill's White Pass Alco - Bill Stanley.

THE GARDEN WHISTLE



Above and Below - trains making their way thru the layout - Photo Bill Stanley.



Noel Collinwoods' train

Photo - Ian Galbraith.

THE GARDEN WHISTLE



Photo by Colleen Linnell of the Rangiora Photographic Society.



The Bull's about to make their great escape - Photo Bill Stanley.

THE GARDEN WHISTLE



Bill's White Pass train passing thru Sherenden - Photo Bill Stanley.



Photo by Colleen Linnell of the Rangiora Photographic Society.

THE GARDEN WHISTLE



Photo by Colleen Linnell of the Rangiora Photographic Society.



Photo by Colleen Linnell of the Rangiora Photographic Society.

Auckland Garden Railway Society Meeting

Report and Photos - Philip Sharp

The Auckland Garden Railway Society Inc (AGRSI) held its February running meet at Ray William's layout in east Auckland. Despite the hot weather that hit Auckland, members of the AGRSI gathered with enthusiasm to run trains on Ray's layout and to socialise. The members also viewed the changes Ray had made to his layout since the AGRSI last visited more than two years ago. The changes included the addition of a bridge and more scenery.

The AGRSI members were joined by several members of the yacht club Ray belongs to. These visitors showed a keen interest in the trains and locomotives being run. This interest suggests a possible way for the AGRSI to gain new members. Invite members of non-garden railway clubs to future running meets. Possible clubs include the Scale Marine Modellers, the Manukau Model Power Boat Club, and the clubs for the smaller model railway scales.

A mixture of battery-powered and live steam locomotives were run. Several of these locomotives pulled either a passenger or freight train. As almost invariably happens at AGRSI meets, there were derailments. These were minor with one or two wheels dropping off the track. The derailments were a source of merriment and not of anguish.

A good portion of the layout and part of the lawn next to the layout was in the shade of a large Linden Lime tree. This tree provided a welcome relief from the sun but meant the locomotives and trains were often in the shade when they were being photographed.

The running meet ended with the usual very enjoyable afternoon tea.

Overall, the February meeting was a success, with members leaving inspired by the layout and eager to continue their own railway projects. The hot Auckland weather didn't hinder the event, proving the dedication of the AGRSI members.

Thank you to Ray and Shelley Williams for hosting the AGRSI.

THE GARDEN WHISTLE



THE GARDEN WHISTLE



THE GARDEN WHISTLE



THE GARDEN WHISTLE



THE GARDEN WHISTLE



Now for something completely different

Article and Photos Geoff Hallam

You might have missed a comment I made in the last newsletter, that my next winters project would be as per the above title. This year I fancied making something that would still run on our Gauge 1 tracks but not involve so much machining as the last project did. It is a model of a Boon tram No 152 that runs on 4ft 8 1/2-inch gauge track in Christchurch in the South Island. We had a memorable run around the city on the tram while on holiday there in July 2010. This happened to be just before the major 7.1 earthquake that was to change the character of the city for ever in September the same year!

The Boon tram No 152




I was given permission to photograph the tram in detail in the depot after telling the attendant what my intentions were. By the time we had finished taking the photos he presented me with some 5" gauge drawings of the tram. I was stunned how he had organised them so quickly. I couldn't thank him enough for them.

THE GARDEN WHISTLE

I had originally intended to build a model in 7 1/4" gauge for passenger hauling at our club track. After scaling them up I began to realise that there would be very little space to carry enough batteries for a running day or enough traction from two powered axles to haul passengers. The project was therefore put on the back burner for the next 14 years.

The Boon No 152 is the sole operating survivor of the class. It has been restored from a rotting hulk back to its former glory as built back in 1910. The tram was named after its builder Boon & Co of Christchurch. This tram was withdrawn from service in 1952.

I always like to take my laptop away on holiday to prepare CAD drawings for the next project. It makes up for lost time in the workshop. Sue said it was about time I made a model of the tram so the 5" gauge drawings made the task so much easier. After a couple of weeks of evenings, the drawings were complete in 1/32nd scale. I didn't have the Fosmotor drive units on hand when I started and didn't realise that the drive wheel diameters were just slightly oversize for the tram. It was easy enough to rescale the drawings to 1/30th scale. I decided that it wasn't worth going to the trouble of removing the wheels from the motor units and making new ones just to be 1/32nd scale. As it turns out, the 18650 Lion batteries only just fit across the centre floor and they would have been too big for a 1/32nd scale model.



This shows the skeleton of the tram made in 2mm and 3mm styrene. The partition dividers are made in three layers. The centre is 3mm styrene and outer layers of 1 mm styrene and 1mm mahogany veneer. This will allow the doors and windows to be inserted after painting and varnishing. The cab fronts were rolled in the bending rollers to the correct curve.

THE GARDEN WHISTLE




This shows the buffer beams rolled from brass and attached. The doors have been cut and slotted into their openings to make sure they fit. The cabin sides have been formed and attached.



The clerestory roof installed. The roof profile was rolled as one piece and cut into three sections.

THE GARDEN WHISTLE




Underside shows the close fit for the 18650 Lion batteries. The receiver and speed controller will be installed in the two vacant bays either side of the batteries.



The open cab seats with reversable back supports. The seat backs were especially awkward to make because it involved cutting the slats on the back in exactly the same position as the front. I ruined one set through not being precise enough with positioning of the timber on the CNC bed. They were only half a mm out but it really showed. The brass brackets for the seats were cut out of 1.5 mm engraving brass with a 1 mm diameter tool. Slow cutting paths were essential as I broke the first tool even rotating it at 15,000 rpm.



The cabin seats were a lot easier to make. They will be varnished and installed after the interior is painted.



The bogies side frames were cut on the cnc machine from 3mm sheet and the cross members machined on the mill. The 4mm thick top plate attaches to the floor of the cab. The compact Fosmotor drive only just fits between the cross member with only a mm to spare. For this reason, no suspension could be used so the axle boxes are dummy and just for show.

THE GARDEN WHISTLE



The tram body sat on the power bogies at last. The mahogany window frames are pressed in and the tram just needs a few more details adding to complete it ready for painting.

The drivers' cabs will have to be painted separately to the body. It will make it a lot easier to paint and apply transfers to the main body.

I must get some drawings of the lining I need over to Endon Valley Decals. Tom does an excellent job and because of that he gets really busy with his workload. So, the sooner I get my job in the queue the better.



They used an unusual font for 'Christchurch Tramways' but I am sure he will be able to work it out.

This article was originally published in the G1MRA NZ newsletter and has been republished in the Garden Whistle Newsletter with agreement from the author.

Wairarapa Garden Railway Group Meeting

Report and Photos - Lloyd Dickens.

Wayne Haste's Titoki Railway Running Day

The Wairarapa Group turned up to Wayne's Running day knowing this is a reliable railway. A simple loop setup at waist level is easy to run on. If you are running DCC it is very reliable as the track is covered when not in use so the track is always clean.

The inside of the loop has various tress and bushes. Not sure if it was just me but it seemed to me it had been cleaned out bit. In any case one was able to see though from one side of the track to the other. An ideal track for live steam but this time I brought along my Isle of Man Railcar set with the baggage wagon (G Wagon). Their was a combination of self powered battery locomotive like Warren Stringer small locomotive and wagons, my Railcars and DCC locomotives.

I will let the picture show the trains present.

A great afternoon tea as usual.



Brendon and Lucus Clarke with his Locomotive.

THE GARDEN WHISTLE



Warren Stinger and his train.



Murray Clarke with his Locomotive.



Wayne Haste 2nd Right preparing track.



**15TH NZ GARDEN RAILWAY CONVENTION
CHRISTCHURCH GARDEN RAILWAY GROUP
WAITANGI WEEKEND FEBUARY 6TH, 7TH & 8TH 2026**

Wellington Garden Railway Group Meeting

Report and Photos - John Robinson

WGRG February Running Day

I'm pleased to report another highly enjoyable running day has been hosted by Grant and Aggie Allen's railway in Palmerston North. Well I suppose it is more Grant's railway but with catering featuring highly in the credit's, the accolades I feel should be mutually shared by both. The Lunch Aggie provided really was excellent.

The railway occupies a garden along the back and one side of a rather nice back yard complete with an apple tree providing welcome shade along with a gazebo. I'm not quite sure how long the railway has shared the garden but certainly it's now well integrated with the planting it offers many cameo scenes. For the running day trains circulated around the roughly L shaped loop around the perimeter of the garden. It can however function as two independent loops, but for running day the it was safest to keep it simple.

Track power is available which was welcome by a number of the visiting locos, but as is the way these days, battery and live steam ran also. Turnouts can be controlled remotely but those pesky gremlins that visit every running day did mean control reverted to manual control.

The railway is laid on grade with two stations allowing trains to cross, especially when those chaps with live steam stop for a boil up. Much of the day at least two train, often three, ran with no real dramas. Credit there to Grant who spent the previous few days topping up ballast and checking grad and alignment to ensure smooth operation on the day.

Sadly as February is a short month and once again the Editor is awaiting the Wellington Garden Railway Group's report I need to keep this brief. There was a good turnout of WGRG members, boosted by some of Grant's 12 inch to the foot railway driver friends, and I look forward to the next visit. Sadly I had to leave early so missed a lot of the later afternoon action.

THE GARDEN WHISTLE



Murray's train in the lop at Foxtton station which is on the left-hand side of the railway.




And this is what the intrepid photographers on the top of Foxtton Station's water tower snapped. Brent's NZR loco (based on an Accucraft kit I think was the description).

THE GARDEN WHISTLE



No unnecessary H&S here for rail fans climbing the water tower at Foxtton station for a good photo, brief was just "be careful and don't get caught!"



Ian's logging Forney running on the front track in the bend of the L shaped railway.

THE GARDEN WHISTLE




Murray's train chasing a bit of sun in the back corner of the L shaped railway.



Kaitaki steaming past some of Grant's well presented buildings.

THE GARDEN WHISTLE



My last look at the railway as I sadly had to leave early. The sails on the windmill slowly rotate though the secret is it's helped by a wee motor not wind power.



Ian's logging Forney, a heavily customised LGB loco. The Swift Sixteen wagon behind the loco house the battery powering the loco.



Chris D's Roundhouse Billy with my loco Kaitaki emerging from the tunnel. It was such a warm afternoon steam from our live steamers wasn't that visible, at least in photos, but the fragrance of warm steam oil did fill the air.

Readers Pictures

Pirfic Station, recent running day 23rd February, a good running session with 9 locos in action. While the weather was typical of our non event summer, the enthusiasm for garden railway was as strong as ever. Many interesting questions from young & old making for a lively session. Bill Stanley - Pirfic Station Railroad.





15th NZ Garden Railway Convention, Christchurch

6th – 8th February 2026
Update #2

I thought it would be a great idea to provide everyone with another update on Convention progress. We have our Venue booked, this being the Prebbleton Hall, 617 Springs Road, Prebbleton. We have the Hall booked for Friday and Saturday, so hopefully this may help those from out of town wishing to book accommodation for the Convention. We are also working through a draft programme and menus for the Evening meals. Convention Tee Shirt design is the graphic shown above and sizing guide is located at below these are available to order with your registration. A full range of unisex sizes are available at \$25.00 each, to give us time for ordering and printing please order and pay for your shirts in full by 1st December 2025.

- Currently we have 14 Layouts to view, 4 of which are new layouts and 5 layouts which have had changes since the last convention in 2021.
- We will have sales tables and trade stands available at the venue Friday / Saturday. (If you wish to have a trade stand, please contact myself on nzgrc2026@gmail.com).
- We are currently organising some inhouse clinics and have had some expressions already but if you have a new clinic you wish to present, please contact myself on nzgrc2026@gmail.com.
- Currently our programme starts at 8.30am on Friday 6th (We may do pre-registration with a Layout Visit from Thursday 5th 5.00pm)
- For those from out of town also allow for 4pm finish on the Sunday (For those booking flights aim for 5.30pm or later)

With the 2026 Convention we have made the decision to have 4 registration prices including a junior membership which and are on the registration form and are the following:

Junior Registration Fee is \$125.00 per registrant 12 years of age or under with accompanying full registrant and covers all activities including the Friday evening buffet meal and Saturday evening buffet meal.

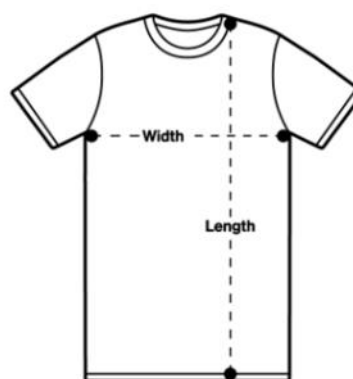
Full Registration Fee is \$180.00 per registrant if paid by 1st December 2025, and covers all activities including the Friday evening buffet meal and Saturday evening buffet meal.

Late Registration Fee is \$200.00 if paid after 1st December 2025, and covers all activities including the Saturday evening Friday evening buffet meal and Saturday evening buffet meal.

If you're interested in attending the Convention, please return your completed registration forms by email to: nzgrc2026@gmail.com

Iain Collingwood
Convention Convenor

Staple Tee



MEASUREMENT	XSM	SML	MED	LRG	XLG	2XL	3XL	4XL	5XL
Body Width (cm)	43	47	52	56.5	61	64	68	75	80
Body Length (cm)	68	71	75	78.5	82	83.5	85	87	89

Please note measurements can vary within 2.5cm, this is within our tolerance.

ascalour.

COMING EVENTS

March 1-2 2025	Castletown Live Steam Weekend 2025, Masterton
March 16 2025	Toy Collectors Fair, Upper Hutt
March 22-23 2025	Cromwell Train Show
April 12-13 2025	Model Railway Exhibition, Morrinsville
May 3-4 2025	WaiRail, Carterton
May 3-4 2025	Dunedin Model Train Show, Mosgiel, Dunedin
May 3-4 2025	Hobby & Craft Expo, Levin
May 3-4 2025	Northeast Large Scale Train Show, Massachusetts, USA
May 9-10 2025	Great Lakes Large Scale Train Expo, Ohio, USA
May 18 2025	Whanganui Toy Fair, Whanganui
June 4-7 2025	Midwest Garden Railroad Gathering, Oklahoma, USA
June 18-21 2025	40 th Garden Railway Convention, Sacramento CA, USA
July 13-18 2025	National Big Train Operators Club Convention, Georgia, USA
July 5-6 2025	Alpine Model Railway Expo, Timaru
October 4-5 2025	The Big Train Show, Christchurch
October 8-12 2025	National Steamup Symposium, California, USA
October 2025	Great Little Train Show, Invercargill
November 2025	RailEx, Taita, Lower Hutt
February 5-7 2026	15th NZ Garden Railway Convention, Christchurch
May 31-5 2027	2027 National Garden Railway Convention, Nashville, USA

Do you know of an event?
Contact the Editor to include in the next
Garden Whistle newsletter
gw.editor@outlook.com

The January / February Garden
Railroading News is available to read
online, this can be found at
www.GRNews.org or
[Click here to view the current issue.](#)

Garden Railroading News
January/February 2025 • 2025 #1 • www.GRNews.org

The Wandering Railroad

Review: 25-Ton Diesel Switcher from PIKO

Report: Southeast Regional Get-Together

A free digital magazine produced by garden railroaders for garden railroaders

ADVERTISERS



toottoot.co.nz

Your local supplier of:



406 Yarrow Street, Invercargill - 03 217 0572 - shop@toottoot.co.nz
www.toottoot.co.nz



Pirific Station is on Youtube
find it here:

[www.youtube.com/
@PIRIFICSTATION](http://www.youtube.com/@PIRIFICSTATION)



Quayle Rail track now available in three metre lengths

It is available from Auckland, Masterton and Rangiora

Mike Hilliar, Auckland

mhilliar@orcon.net.nz

Henrik Dorbeck, Masterton

dorbeck@xtra.co.nz

Ian Galbraith, Rangiora

cfgrms@culcreuchfold.org.nz



**Tereina - Deltang
DMS2 2.4GHz Radio
Control back available**

Available now (direct replacement to RCS)
Dual Use centre notch both Ch1&3 plus F2,F4 & F5
controller for battery and live steam control
Manual & Autobind Receivers
Cobra160 3A & Cobra260 6A ESC
Servo triggers for sound systems
Servo trigger Lyn & 3Chime Whistle modules



Contact Chris cdrowley@xtra.co.nz

THE GARDEN WHISTLE

**NATIONAL GARDEN RAIL CONVENTION
2025**



Coming the Summer of 2025
Let's make the 40th Convention Amazing!

Want to advertise here?
gw.editor@outlook.com

**Blue Mountain Models
New Zealand's Authorised Stockist
of TCS Decoders & Accessories**

**Sound & Non Sound Decoders
to suit G-Scale locomotives.**

**G-Scale
Decoders**



G8 Non Sound Decoder

- 4 amp (continuous power).
- 8 Light functions (20 lighting effects).
- Quiet-Drive



WOW 501 Sound Decoder (steam & diesel)

- 5 amp (continuous power).
- 16 Bit sound quality.
- 8 Light functions (20 lighting effects).



info@bluemountainmodels.co.nz
www.bluemountainmodels.co.nz

Rolleston, Christchurch
Ph 027-211-2133



Culcreuch Fold GardenRailway Model Supplies

New Zealand Distributer

Postage \$7.20 NZ Post Tracked, on any order

MyLocoSound Sound Cards

Premium Steam Locomotive	\$129.00
Universal Large Diesel	\$129.00
Premium Light Diesel	\$129.00
Universal Electric	\$129.00
Petrol Railbus	\$129.00
Tram	\$129.00
TV remote for programming	\$25.00

Easily programmed for correct motor type,
whistle/horn, bell etc using a TV remote

For sample sounds. check out:
www.Mylocosound.com

Quayle Rail

Code 332 45mm gauge Brass track in 3 metre lengths
\$125.00 .

The track sets are supplied with two rails, sleepers and rail
joiners

This quality rail is compatible with LGB, Piko, USA
Trains

Freight extra

Available ex stock

Auckland: mhilliar@orcon.net.nz

Masterton: Dorbeck@xtra.co.nz

Rangiora: cfgrms@culcreuchfold.org.nz

**Culcreuch Fold Garden Railway
Model Supplies**



Club Meeting	Club Contact
<p>March 23rd (Sunday) 1pm</p> <p>Chas Hosken's house 2/6 Pricor street Papakura. (the entrance to Chas's house is on Margaret Street). DC or battery powered trains</p>	<p>Auckland:</p> <p>Auckland Garden Railway Society Inc Club Contact: Email: grahamclannz@xtra.co.nz Robert Graham, Ph: 09 600 2157</p>
<p>Running Days/Meetings cancelled until further notice</p>	<p>Waikato:</p> <p>GROW: Garden Railway Operators of Waikato. Club Contact: Email: sandnlipse@gmail.com Stefan Lipsey, PO Box 612, Waikato Mail Centre, Hamilton, 3240, Ph: 07 859 3650</p>
<p>March 1st and 2nd (Saturday / Sunday) Castletown Live Steam Weekend 2025</p> <p>Lloyd Dickens 55 Titoki Street, Masterton 5810</p> <p>all self powered locomotives / Trains may run at any time</p> <p>March 16th (Sunday) 1pm Peter Murray 212 High Street, Solway Masterton</p>	<p>Wairarapa:</p> <p>Wairarapa Garden Railway Group. Club Contact: Email: Lloyd.dickens@wise.net.nz C/- Lloyd Dickens, 55 Titoki Street, Masterton. Ph: 06 370 3790.</p>
<p>March TBA</p>	<p>Wellington:</p> <p>Wellington Garden Railway Group. Club Contact: Email: bilthompson@xtra.co.nz Coordinator: Brent Thompson, 6 Bodmin Terrace, Camborne, Ph: 022 619 4006</p>
<p>March 16th (Sunday) 1pm</p> <p>Dean Farrows 65 Ashley St , Rangiora</p> <p>Self powered locomotives only</p>	<p>Christchurch:</p> <p>Christchurch Garden Railway Group: Club Contact: Email: 2days61@gmail.com Secretary: David Day, 61 Carnarvon Street, Linwood, Christchurch. Ph: 03 981 4424 President: Bill Stanley, Ph: 027 282 4244</p>

THE GARDEN WHISTLE

CONVENTION REGISTRATION FORM



15th NZ Garden Railway Convention,
Christchurch
6th – 8th February 2026

Personal Details

Name: _____ Name on ID Tag: _____
 Partners Name: _____ Name on ID Tag: _____
 Railway Name: _____
 Address: _____
 City: _____ Country: _____
 Contact Phone / Mobile: _____
 Email Address: _____

Junior Registration Fee is \$125.00 per registrant 12 years of age or under with accompanying full registrant and covers all activities including the Friday evening buffet meal and Saturday evening buffet meal.

Full Registration Fee is \$180.00 per registrant if paid by 1st December 2025, and covers all activities including the Friday evening buffet meal and Saturday evening buffet meal.

Late Registration Fee is \$200.00 if paid after 1st December 2025, and covers all activities including the Saturday evening Friday evening buffet meal and Saturday evening buffet meal.

For **Partners / Friends** attending only the Friday evening Meal the cost is \$45.00 per person.

For **Partners / Friends** attending only the Saturday evening Buffet Meal the cost is \$45.00 per person.

Drinks for Friday evening meal is BYO and Saturday evening meal is at your own cost.

A **Convention Tee Shirt** is available to order with your registration. A full range of unisex sizes are available. To give us time for ordering and printing please order and pay for your shirts in full by 1st December 2025.

Costs

Junior Registration	\$125.00	No Attending	_____	\$ _____
Full Registration	\$180.00	No Attending	_____	\$ _____
Late Registration	\$200.00	No Attending	_____	\$ _____
Friday Buffet Meal only	\$45.00	No Attending	_____	\$ _____
Saturday Buffet Meal only	\$45.00	No Attending	_____	\$ _____
Tee - Shirt(s)	\$25.00 ea.	No Required	_____	\$ _____
#1 Unisex	Size	_____		
#2 Unisex	Size	_____		
TOTAL				\$ _____

Notes (e.g. Dietary / Mobility requirements): _____

Please return your completed registration forms by email to: nzgrc2026@gmail.com

Please make Direct Credit payments to "CGRG Convention" account
 BNZ 02-0820-0432546-02 with your **Full Name** in the reference field.