



Tucson Garden Railway Society's

Time Table

Society web site: <http://tucsongrs.org>

Editor e-mail: jmiller66@cox.net


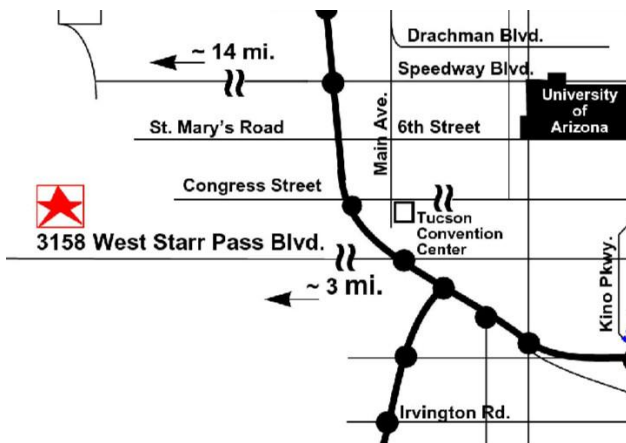
August 2011

The August meeting is on the 20th
at the home of Jim White
3158 W. Starr Pass Blvd.
phone 770-9278
Socializing starts at 9:00 a.m. and
the meeting starts at 10:00 a.m.

Jim is a TGRS Buff but does not have a railway
(except for a switcher shuttling model autonomous
trucks back and forth in his Great Room. Driving
directions, go west on Starr Pass Blvd. about three
miles from I-10



To find out more about Cairndhu, Dr. White has a
web site <http://www.cairndhu.com/> that tells all
about his Cyber Home, and it is fascinating.



The train cantilevered from the wall in the Great
Room adds a nice touch for TGRS members.

Membership Renewal Time is Here
See next page

Membership Renewal Time is Here

Current membership expired on June 30th.
Membership renewal for the 2011/12 fiscal year is \$30.

I am now accepting renewal payments for the 2011/12 fiscal year. Payments can be made at the monthly meetings or by mail (please do not send cash through the mail) to:

Ruth Taylor
4081 S. Tarantula Hawk Place
Tucson, AZ 85735

MONTHLY SOCIAL LUNCHEON



We had another fun outing at the Red Garter and a good weekend crowd. We were even joined by a couple TTOS-GP members that came by after working on their outdoor riding layout. We will return to the same location on Wednesday August 17th. The Red Garter is located at 3143 E Speedway. Pool players arrive at 11 a.m. and lunch only folks at 11:45. Come Join Us! Call Chuck Cook at 977-7673 with any questions.

The Show Low Historical Society Museum by Chuck Cook

In the last issue I reported about The Apache Railway Co. based west of Snowflake, AZ. I had also been told that the Show Low Historical Society was working on a model railroad of the line. I went to the Historical Society and was shown a very nice HO scale railroad in progress that will depict the line when it ran from the logging town of Maverick. The local club members working on the layout gave me a lot of nice information and showed me a map of what had been the entire line. They also said one of the old trestles still remained near the center of Snowflake-more on that later.



As mentioned before; the mill for these wood products was located in McNary, AZ, and some of those building still exist. It turns out that Maverick, AZ was a little harder to find on a map. That was because trying to follow the rail line on a map, it sort of peters out many miles southeast of McNary. It turns out that Maverick is located (I say is, but currently have no confirmation if any of the town remains, especially after the Wallow Fire) many miles south of the area of Big Lake. The line did have a siding at Big Lake and after that still had many mountainous miles to go. I must correct one thing stated in the previous article. I had said that Apache Railway Co. at the time moved the timber from Maverick to McNary and then to the paper mill. In fact, the line in that earlier time was owned by the Santa Fe Railroad and its main purpose was to get the timber from Maverick to the mills in McNary, where it was then turned in to railroad ties. It then moved the ties to the Santa Fe main line at Holbrook for the railroads expanding empire. If you are in the Show Low area, I recommend the Show Low Historical Society Museum. It is free and information and hours can be found at www.showlowmuseum.com. A word of warning; there is a similar museum right next door, so if you want to see the train layout, be sure you get the correct place. Oh, and the trestle. With a little help we found it just off Main St. in Snowflake. It is in good shape and you can walk across it. Unfortunately, it stands alone, and hopefully some day will be part of a walking or bike path.



President's Corner

As a follow-up to my President's letter in the last newsletter, I thought I would provide an update.

My plan to simplify the vacant VP position included finding volunteers to take responsibility for the staffing of our various displays throughout the year. This year, Bob Conrad did a great job assisting me in staffing the county fair and has agreed to continue that support. I have partially solved the remaining display support with Chuck Cook volunteering to staff and help coordinate the VA holiday display.

That leaves only the annual home show (3 day event) and the 2-3 Toy Train Operators Swap Meets (this one is simple). I'm hoping to find volunteers for these events in the next couple of months.

Obviously the VP position is still unfilled. I would be happy to discuss the responsibilities of this position with anyone who is interested. I assure anyone considering taking this responsibility that you will not be "thrown to the wolves". There is a great deal of experience available, and I personally will share the responsibility for anyone willing to step up.

Again, this is your club and participation in the leadership is necessary for the continued success of our organization.

Kansas City Garden Railroad Society tries to set record

On Saturday at the 27th annual National Garden Railroad Convention the Kansas City Garden Railroad Society tried to break the record for the longest model RR train but only had 705 feet of train through the course, they will try again.

<http://www.kansascity.com/2011/06/28/2980679/no-guinness-yet-after-model-train.html>

Building a Battery Car.

On Saturday, August 13, from 9 am to 12 noon Nick Buchholz will present a Tucson Garden Railway Society clinic on how to build a battery car for your garden railroad. The clinic will include a discussion on types of rechargeable batteries packs available and what their running times may be for your needs. The clinic will cover the types of electronics and tools required to build a battery car. Examples of a tender converted into a battery car and a box car that has been converted into a battery car will be shown. The use of a separate battery car gives you the ability to quickly change out the car or the battery in a short period of time.

Please contact: Jack Forgues/ TGRS Clinic Coordinator at (520) 818-9598 or jr4gus@wbhsi.net, If you have any questions or if you would like to sign-up for particular clinic.

Gary Martin's Clinic on Locomotive and Rolling Stock Maintenance.

By Jack Forgues

Seventeen members attended the Locomotive and Rolling Stock Maintenance clinic on July 9, 2011. The clinic lasted for two hours, in which Gary covered everything pertaining to cleaning and lubricating various types of engines and rolling stock. The clinic also covered the type of tools required and problem identification. Lew Sleeper brought a handcart to be repair. Gary took on the project with gusto. The next thing we knew the handcart was totally disassembled and the problem was diagnosed, it was the motor. Attendee's asked many questions pertaining to various locomotives. We were given information where we could buy various supplies needed to clean and lubricate equipment. Again, I would like to thank Gary for putting on another great clinic

Remaining TGRS Clinics for 2011

Tucson Botanical Gardens, Saturday, August 13, 2011.

Location: 2150 N. Alvernon Way

Time: 9:00 am to 12:00 noon

Subject: Building a battery car.

Presented by: **Nick Buchholz, to be held in the SAHBA Pavilion.**

Tucson Botanical Gardens, Saturday, October 15, 2011.

Location: 2150 N. Alvernon Way

Time: First clinic, 8:00am to 11:00 am and the Second clinic, 11:30 am to 2:30 pm.

Subject: Building with Precision Board products.

Presented by: **Rainbow Ridge, to be held in the SAHBA Pavilion.**

Contact Jack Forgues/ Clinic Coordinator at 818-9598 or jr4gus@wbhsi.net., If you have any questions or if you would like to sign-up for a particular clinic.

A Big Welcome to New Members

We have no new members for July.

Electronic News Letter

With so many new members, I want to remind you that you can have the news letter delivered by e-mail. The club saves printing and postage costs but more importantly you get the news letter faster and can view the photos in color.

To join the email mailing list send an email to members-subscribe@tucsongrs.org; include your name and a simple message like "I am a new TGRS member and would like to join the mailing list".

The Tucson Garden Railway Society is a non-profit corporation incorporated in Pima County, Arizona. Society members are interested in all areas of garden and modular large scale railroading. We welcome new members and hope you will consider joining. Members help each other build layouts and learn about railroading and modeling.

The TGRS dues are \$30.00 per year and are due on June 30th of each year. For new members dues are pro-rated at \$2.50 per month remaining in the year until June 30th plus a \$15.00 initiation fee, the first year. Additional name badges cost \$1.00 for each badge after the first.

If you are interested in the TGRS please contact one of the officers at the phone number listed below. If you wish to join immediately, send a check and your name, address and telephone number and the names for any additional badges to:

lby Ulmer
4935 N. Craycroft Road
Tucson, AZ 85718

Calendar of Events

- Aug 13 Clinic: Building a Battery Car
- Aug 20 Meeting: Dr. White at Cairndu
- Sep 10 Clinic: Building Mountains
- Sep 17 Meeting: Jack & Rosalie Forgues
- Oct 8 Meeting: Bob & Winnie Coburn
- Oct 15 Clinic: Rainbow Ridge
- Nov 5 Gadsden Pacific Swap Meet
- Nov 12 Tour of ABTO Layouts
- Nov 19 Meeting: Gary & Peggy Martin's Open House

TGRS Officers and Board of Directors

President:.....Willis Fagg.....520-760-0147	At Large Board Members
V-President:.....	Norm Ulmer.....520-299-9401
Secretary:.....Gina Blackwell..520-322-5033	Barry Blackwell.....520-322-5033
Treasurer:.....Ruth Taylor.....520-908-1312	Bob Conrad.....520-744-4932
Editor:.....Jim Miller.....520-886-7611	Glen Mitchel.....520-818-9598

Tucson Garden Railway Society
8132 E. Baker Dr.
Tucson, AZ 85710