



# Tucson Garden Railway Society's

## Time Table

Society web site: <http://tgrs.homestead.com>  
Editor e-mail: [dizen@aol.com](mailto:dizen@aol.com)

November 2003

### Meeting This Month

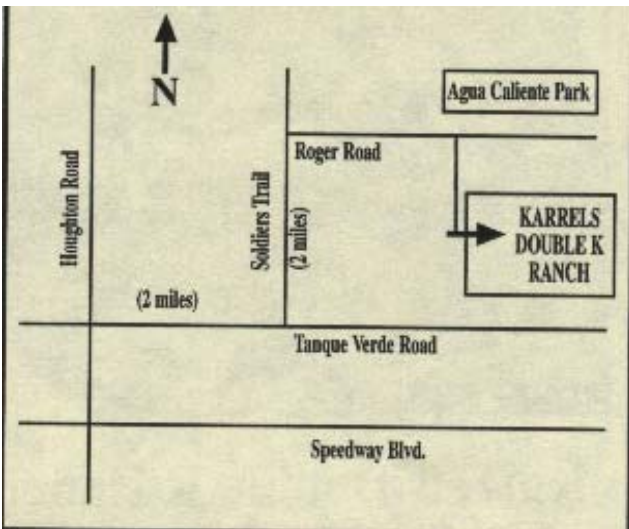
This month's meeting will be on November 15, at 1:00 PM at the home of:

Ken and Mary Karrels  
3930 N. Smokey Topaz Lane  
Tucson, AZ 85749

Telephone 520-749-5345

### Directions:

From Houghton and Tanque Verde Roads go east 2 miles on Tanque Verde to Soldiers Trail. Turn left, north, onto Soldiers Trail and go 2 miles to Roger Road. Turn right, east onto Roger Road and go about a quarter of a mile to Smokey Topaz Lane. Agua Caliente Park will be on your left as you turn right, south, onto Smokey Topaz. The Karrels ranch is number 3930 and will be on your left.



### The Railroad:

The Karrels have several hundred feet of track in what amounts to four separate track powered layouts. As you enter the property you will see the full size bay window caboose which they have converted to a guest room for their bed and breakfast.

Near the caboose is the 1880's theme figure eight layout which is powered by old time steam, either a mogul or a

Shay. Ken tells me that most of the structures in this area were scratch built by his father.

As you enter the covered patio look up and you will see the trolley loop running overhead.

The last two loops are set in a more modern era of the 40's through the 60's and may have either modern steam or diesel engines at work. One of the loops, with a mid western theme, remains on the lower level while the other circles all the way around the upper level pool.

Featured on the layout are many buildings and scenes equipped with sound and rarely seen operating color signal lights. There are a number of bridges both wood and steel including a 20' curved steel trestle.

### Workshops

Well, the workshops on October 4<sup>th</sup> proved to be everything we had anticipated. The Cook's were kind enough to empty both their RV garage and the adjoining three car garage for us. Both rooms were large and allowed space for the many members who attended.




This photo gives some idea of both the size of the space the Cook's provided and the number of members who attended the multiple Workshops on October 4.

We began with Jane Dorgan's make and take workshop on building unique outdoor figures from Sculpey clay. Jane prepared a step by step set of examples which she calls the evolution of man.



Jane begins with a wire armature for the head, torso and feet (foreground above). She forms and bakes the figure from the waist down. Then she forms and bakes the torso up to the shoulders and adds wire to form the arms. After that she forms and bakes the arms. Next step is the head and face. On this figure she added a cap. The last step is to paint the completed figure and give it a Krylon protective coat.



Another view of the evolution of man by Jane Dorgan



Some of our member sculpt in (play with?) clay



The artist explains the process (She said it was so easy)



Jane provided some examples of work she had done.

Janet Mitchell demonstrated casting concrete roofs for buildings.



Janet shows how to place the molded plastic master sheet into the mold



Ken Karrels admires a completed engine with light weathering. Note the completed speeder to the left.

Nick Buchholz demonstrated battery and remote control installation techniques.



Janet cuts hardware cloth to fit the mold and reinforce the casting.

See her article in last month's Time Table for pictures of the poured mold and a description of the steps and materials used.

Gary Martin demonstrated weathering by painting cars and locomotives with both an air brush and with commercial spray paints.



Gary demonstrates using the air brush on a speeder.



Nick shows members the standard 7.2 volt battery pack used for remote control autos (and trains).



Nick has removed the cab from this saddle tank engine to gain access to the inside of the boiler.

# Roundabout Plans

Vice President Norm Ulmer tells me that the current plan is that we will see six layouts in the Phoenix and Arizona City area. We will have an **earlier departure**. The current plans are to meet not later than 7:00 AM, so that the bus can **depart no later than 7:30 AM**.

Please wear your **badge** and, if you have one, your **club shirt**.

The meeting place is still at the west side of the Foothills Mall parking lot (between the cinema and Keaton's restaurant). When you get there look for the bus marked Mountain View Tours.

## I THINK I KNEW THAT! #10

BY ROY EBERBACH

This column presents my ideas and is not intended as the only way or the right way of doing things. This is what works for me. If you have different ideas that work for you send them along and I will share them with the club.

### #10-1. Do you use light bulbs or LEDs on your railway?

YES! I use both but prefer LEDs where they are practical. LEDs take less power to give good light and when properly hooked up they will last almost forever. Another positive thing is that they produce less heat than bulbs. LEDs come in most primary colors and the new white. You must wire a proper value resistor in series with the LED. This will protect it from burning out. If you do not know how to pick the value of the resistor to use, there are little testers which will show you the right one to use. LEDs are very good to use as head lights, ditch lights, tail lights, signal lights, panel lights and the like. The are still places where I must use light bulbs. I am still lighting the interior of building with light bulbs. Sometimes it is easier to replace a burned out bulb with a new one rather than wiring in a LED. In addition the bulb will give a broader area of light, while the LED gives a more focused beam.

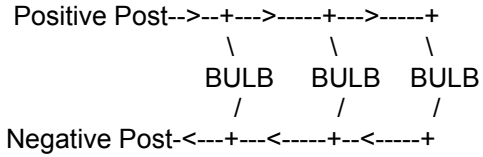
### #10-2. What is the difference between series and parallel wiring?

Here again there are times when we as garden railroaders need to use both methods of wiring, and we need to understand which is which. Above I mentioned that when using a LED we had to wire a resistor in series with it. That means that we solder one wire from the LED to one wire of the resistor and then connect the remaining two wires to the circuit. If we were wiring light bulbs we might wire them in parallel. In that case we would take a wire from the positive post of our power supply and run it to one side of each of the bulbs to be included. Then we would run a second wire from the negative post on the power supply to the other side of the bulbs. See the two drawings.

### SERIES WIRING

Positive Post-->--Resister-->--LED-->--Minus Post.

### PARALLEL WIRING



### #10-3. How is the best way to store and transport my trains?

Lets divide this question into two parts. First, how to best store our trains. I have the best luck by storing my trains on track in storage areas. That way I do not have to carry them to the layout, which is one sure way to damage small parts. Another name for these areas is staging yards. Think of actors waiting off stage in a play. When they get their cue they enter the stage and perform. So our trains are our actors, who go out onto the layout and perform. By having them ready to go (staged) you can easily pull out a train when wanted. These staging areas should be inside a building or in a covered area. Some of us have designed our layouts so that our tracks enter a building for protection and security. Other members have built long scale model buildings outside which will hold several trains. These could be railroad shop buildings or large factories. Some have tried building large tunnels to do the same thing. Now, as for transporting your trains, foam lined boxes seem to work best. If you are always moving the same train you can cut the foam to custom fit that train. Otherwise you must design a generic foam liner. Every time I take a train to a club show some small part gets busted off. So, if you have a better system let me know and I will pass it on to our club members.

## Rail Bits # 8

(A stopover at the Digital Station)

by Jerry Tulino

[Google can do a lot more](#)

In the September Newsletter I described the basic search facilities of the Google web site. Since Google has many more useful capabilities and options, I decided to write this month's article describing some of these additional features such as...

- The ability to search only the title of an article
- The calculator/converter feature (enter "ounces in a liter" to see the conversion in operation)
- The ability to translate from one language to another
- The ability to be run in virtually any language (including Elmer Fudd!)
- The "News alerts" feature

However, the October 28<sup>th</sup> issue of PC Magazine arrived and "took all of my thunder" with an article entitled "20

Great Google Secrets". It has an extensive article on this exact same subject, so, rather than writing my own version, I will just refer you to their article. To read their write-up, simply go to the URL <http://www.pcmag.com/article2/0,4149,1306756,00.asp>. Although you will find advertising and other "distractions" on the site, the article is very complete and worth the time invested to understand the additional tools and capabilities available.

## Plans for Year End Party and Meeting

Our annual year end meeting and party will be held on Saturday, December 13 at Mary Ann and Roy Eberbach's this year. Roy plans to have trains running from noon on. At 12:45 there will be a brief "Golden Spike" ceremony signifying the end of construction (though we know that never ends).

At 1:00 PM the Eberbachs plan to serve lunch with the business meeting beginning around 2:30 PM and the gift exchange following.

The Eberbach's also plan to hold an Open House on Sunday, December 14, from 1:30 to 3:30 PM. Club members are welcome to attend.

## Tucson Botanic Garden Holiday Display

Construction at the Tucson Botanic Garden (TBG) will begin at 8:00 AM on Monday, November 10. There will be an orientation and training meeting for all TBG and TGRS operators in the early afternoon of Sunday, November 16 and the railroad will begin public operations at 11:00 AM on Thursday, November 20.

Operations will be from 11:00 AM to 3:00 PM daily except that there will be extended hours for the TBG's party night (Wednesday, December 3) and the public Luminaria nights (Friday through Sunday, December 5 through 7). We have committed to run the railroad in conjunction with the TBG volunteers, through the end of the year. It is possible that the TBG volunteers will want to borrow our equipment and keep it running into January as they did last year.

Plans call for displaying the railroad in the same area as last year but Nick has designed a new plan with one long loop and several sidings plus electronics to allow multiple train operation. The details will be covered at the October meeting where there will be a sign up sheet for persons who can help run the layout.

## New Member

Ibby Ulmer informs me that Wayne Wesolowski is the newest member to join the TGRS. Wayne is new to Garden Railroading but has been on the editorial board of Model Railroader (you know, the magazine about those

cute little trains) and has also done museum quality modeling in larger scales. He had a large model of a circus cage wagon on display at the workshop in the Cook's garage.

## Minutes of Last Meeting

October 25, 2003

Respectfully submitted, Ellen Stoesser.

The meeting was held at the home of Neal and Winnie Mosely

Pres. Nick Buchholz called the meeting to order and thanked the Moselys for hosting.

The minutes of the September meeting were approved.

### Treasurer's Report:

The Treasurer's report was read by Nick. We have a current account balance of \$3,987.00. Revenues to date for the fiscal year 2003-2004 are \$2,322.50 and expenses \$1,689.61 for a net increase to date of \$632.89. 86% of members have paid their dues, if you are uncertain about your membership status, you should contact him.

Willis had a reminder that the 20<sup>th</sup> Garden Railway Convention is to be held in Denver, August 12-15, 2004. Website, <http://www.denver.org/convention.html>.

Reservations are best booked at the "best rate" rather than the convention rate. Information for the proposed train excursions will be available on the website in early November.

### Vice President's Report:

Norm Ulmer had copies of the revised August 2003 TGRS By-Laws, available for members. The GATS Show will be held February 7&8, 2004 at the Pima County Fairgrounds. We will have a 44x64 space which will allow a 40x60 layout plus barricades. This will be as big as our last County Fair layout.

The Phoenix-a-Bout bus is full with 1 seat available and maybe 2. There was a sign-up sheet for dinner after the Round-a-Bout. It will be at the Golden Corral, which is located at 1<sup>st</sup> and Wetmore, at approximately 6:30. There will be individual checks, also they are non-smoking. Norm would like a large turnout.

### Committee Reports:

#### Membership:

Ibby Ulmer gave new members badges to Nick.

#### Module:

Joe Duda reported one of the HO kits that volunteers had taken home to be build had been returned.

#### Education:

Janet Mitchell thanked all the people that made the workshop possible, which was attended by about 40 people. Nick would like to make this an annual event,

maybe even several times a year. Janet would like members to check layouts they see and look for new ideas. Also maybe we could have outsiders come in to give a workshop. Jim Cook said "there was a Styrofoam cover left by someone at the workshop".

#### **New Venues:**

Roy Eberbach will report to the Board to get approval for the dates of the fund-raiser Round-a-Bout. The dates would be 1/24 & 25, 2004 with 7 open layouts. He will bring a sign-up sheet to the November meeting. He would like 4 people at each layout, 2 people plus the hosting family. Members will be needed to sell the tickets at the 22<sup>nd</sup> Street Ace Hardware, the week before and the week of the event. There was a question raised if this was Super Bowl weekend.

#### **Old Business: Shirts and Hats-**

Joe Stoesser reported the shirts and caps were ready to be picked up but the Treasurer was out of town.

#### **TBG Holiday Layout:**

Gary Martin passed a sign-up sheet around for set-up at TBG. The dates are 11/10-11/19, hours-8:00A.M. to 2:00P.M. Jobs include cleaning track, laying track, installing wiring and numerous other jobs. TBG will provide the tools to haul sand, rock and gravel. There is a training session for the docents, all members are also welcome to come and see how the trains will run as they all are going to run on the same track.

Run days are 11/20/2003-1/1/2004, with the hours from 11:00 A.M.-3:00 P.M. TBG has requested longer hours when groups are coming (scouts, schools). Luminaria Nights are December 3-4-5, 6:00 P.M.-9:00 P.M., 3-4 people will be needed these nights. Members may bring houses or structures to use if they like. A raffle will be held with all moneys above our expenses going to TBG.

#### **New Business:**

The October 27 Board Meeting will be held at Norm and Ibbby Ulmer's at 7:00 P.M.

Items on the agenda: 1. Fund-raiser Round-a-Bout  
2. Permanent Layout  
3. St. Mark's Children's Layout

#### **Announcements:**

22<sup>nd</sup> Street Ace Hardware's Hobby Store is open to all Railroaders (now and future ones).

The Video Club is up and running with several videos available to be checked out.

Chuck Cook reported there is going to be a "sneak peek" of the restoration of the Depot on October 30, 2003. A RSVP is needed to attend.

Chuck Agubright (825-8800) would like to sell his HO's and his equipment; this includes a 4x8 layout table. Check with Dave Tiefenbach or call Chuck.

The Hart's toured LGB in San Diego and were treated really great. If you would like to do this, you need to call for an appointment. They are open 1:00-3:00P.M., Monday through Saturday for tours.

Neal told us Winnie had an attack of "vertigo" and was lying down but Neal said "the showing was still on for tonight". Nick told Neal how sorry we were that she was ill and hoped she would recover soon.

The Eberbach's would like members to bring "finger food", tables and chairs to the December Christmas Party.

Ken Karrel has submitted an article about our Phoenix trip and our Holiday Layout at TBG to several publications. We will look forward to the results.

Chuck Cook asked "if we could do "spot flyer information "about the TBG Holiday Layout for the winter residents at our large trailer courts"?"

The meeting was adjourned.

Next meeting will be at Ken and Mary Karrel's on Saturday 15<sup>th</sup> at 1:00P.M.

## **Board of Director's Minutes**

Respectfully submitted, Ellen Stoesser.

**Oct. 27, 2003 - 7:00 P.M.**

Location: Norm & Ibbby Ulmer's House

President Nick Buchholz presided over the meeting with all Officers (except Dick Izen) and members-at-large attending.

We had 2 members (Bob Dirkson & Alan Lathrem) volunteer to be our ninth board member. Nick wanted to appoint Bob, but was told by Norm Ulmer that he couldn't as there was no provision in the by-laws for doing this. Roy Eberbach said "the by-laws were vague on this" The new revision could read along these lines, 'in between elections all board vacancies should be filled by a member and then be approved by the board or general membership'. Bob was approved by the board.

Minutes of the August 18, 2003 meeting were approved.

#### **Treasurer's Report:**

Willis Fagg reported a current account of \$3,987.00. Revenues to date for fiscal year 2003-2004 are \$2,322.50 and expenses \$1,689.61 for a net increase to date of \$632.89. Nick asked "if \$1,689.61 includes the balance of the bus trip money"? Willis said "yes, also water, tip, ice and gas expense". Joe Stoesser will need \$416.97 for shirts and hats, this was included. The net will increase by \$425.00 to offset the deposit for the shirts and caps. We now have 79 families with 10 still not paid. Nick will call these to see if they forgot. Willis also said "the Denver Convention coordinator will e-mail him with the events in November".

#### **Events:**

Norm would like all club members to wear their name tags and club shirts when we go to Phoenix. We now have 68 people

going, with Dean Newman using the 2 available seats. We were lucky to get the Golden Corral which is "no smoking" and no minimum charge.

A sign-up sheet to run trains from 11A.M-3:00P.M, at TBG, with longer hours if needed for special groups was passed around. The run dates are 11/20/03-1/1/04.

Dates of the GATS Show are 2/7 & 8, 2004.

The Toy Train Operators would like us to set-up a Children's Layout in January.

We will not know about the Home Show until late December. It is usually held the 2<sup>nd</sup> weekend in January. They were told we would need 30 days notice and there will not be a regular meeting in January.

Joe will order an American Style train set for the raffle, maybe 2. We will know after Gary meets with TBG. Gary will be meeting with them next week. Nick will check on the final plans for the raffle.

Bob Dirkson reported he needs 2-3 people for the St. Mark's Christmas Children Layout. The dates of this are 12/8 & 9. Bob will check on the hours with Sarah, who is head of the Daycare.

#### **TGRS Fund Raiser:**

##### **Dates of the Event:**

January 24 & 25, 2004. The hours of the show will be 12P.M.- 4P.M. There will be 8 layouts open each day with Gary Martin's being the centerpiece. The cost is \$5.00 for an individual and \$10.00 for a family. Donations of canned goods for the food bank will be requested.

##### **Tickets:**

Nick will make the tickets--there will be 2 boxes to check--one for individual and one for family. Tickets will be like a checkbook with a stub--use card stock paper--he will double print, one time for art and one for text. Tickets will be numbered. Tickets for members to sell will be given out at the December Meeting, the money needs to be back at the February Meeting. Willis is the central point. Tickets also will be sold at each layout on the tour. Tickets will have a 1-9 punch out for each layout they visit. Could we sell tickets at TBG? If we sell tickets, what about the cash flow? How would we keep track of it? Maybe just sell on Luminara Nights? Bob will get \$20.00 change, tickets, ticket holder, etc.

##### **Flyers :**

There will be 2 flyers, one with name of the railroad and a little blurb about it. The other will have the actual address on it. You will only get the address after you buy the ticket. Flyers will be posted at several places (Ace Hardware) more on that later. They should be out by December.

##### **Raffle tickets:**

Sell tickets at each house. There be a picture of the train set also at each house, to encourage people to buy them.

<b>Budget Guidelines:</b>	2000 flyers-----	\$200.00
	1000 tickets-----	100.00
	black & color ink-----	50.00
	card stock-----	<u>50.00</u>
	Total	\$400.00

A motion was passed for cost estimate of \$400.00 for this event. Willis will also check on insurance for the fund-raiser. The club barricades were offered to Roy to use. It was decided that there would not be a Children's Layout because it would distract from the main event. Paid advertising was put on hold until December

A motion was passed that Norm would make 8 cross bucks at an approximate cost of \$100.00. They might be made to adapt to our rope barricades or they could also be made to stand on their own. We could use them for our Round-a-Bout.

Joe Duda will set up a day at Gary's to repair the diesel gears and repair the plugs. Norm would like to pull the buildings out of the trailer. James (the red engine) does not run. Joe Stoesser will order, from Ace, an LGB mogul motor block to put under James at a cost of \$125.00 or less. The Sumpter Valley is back and running. Before the GATS Show, Nick would like to have the module ends notched to facilitate applying the C clamps.

A committee (consisting of Norm U, Willis F, Bob H,) was formed to put together a set of "Policies and Procedures" for the club. They will keep Nick informed of how they are doing.

Board Policy on Charging Members for Events:

1. Do we need to move deadline up?
2. Those that pay early will get seat
3. Rent a larger van?

Will wanted Nick to check with the Corporation Commission to see if they got our May letter.

##### **Other Business:**

Gary would like the club's stuff out of his yard and garage before he starts to travel next year. Maybe it could go to Alan Lathrem's. Willis will check the rates of a larger storage shed and see if they also take trailers. He will also ask about transferring our moneys already paid to a larger shed at the same place if we stay there. The rest of the board will check the places close to them. Willis will check for different insurance rates when our policy expires in June. He will also check with Steve Dunlap about insurance. He is currently working on, does the board need an umbrella package of their own in case of a lawsuit where they are named as part of it?

Roy would like everyone to bring tables to the Christmas Party at his house. It is on 12/13/03. The trains will run from 12 to 12:45, and then there be a Golden Spike ceremony, then lunch and then the gift exchange.

Nick would like a meeting at Gary's to make 36 or 55 trestle bents, how many to make would depend on the height of the centers.

There was no date set for the next board meeting.

# Hartland & Delton Repairs

Rick Gast reports that he was searching for a new motor block for his old Delton locomotive was given the name of a man in Nebraska called Phil Jensen who was able to provide what he needed. Mr. Jensen was hard to contact as you can only call between 8 AM and 1 PM on Tuesdays and Thursdays. Also, he operates under the name of Hartland rather than Delton, but don't ask me why. The contact is:

Hartland Locomotive Works, Parts & Repair  
8025 Dutch Hall Road  
Omaha, NE 68122

Mr. Jensen's telephone is 402-571-2933 and his fax number is 402-573-7274

The Tucson Garden Railway Society is a non-profit corporation incorporated in Pima County, Arizona. Society members are interested in all areas of garden and modular large scale railroading. We welcome new members and hope you will consider joining. Members help each other build layouts and learn about railroading and modeling.

The TGRS dues are \$30.00 per year and are due on June 30<sup>th</sup> of each year. For new members dues are pro-rated at \$2.50 per month remaining in the year until June 30<sup>th</sup> plus a \$15.00 initiation fee, the first year. Additional name badges cost \$1.00 for each badge after the first.

If you are interested in the TGRS please contact one of the officers at the phone number listed in the Calendar section below. If you wish to join immediately, send a check and your name, address and telephone number and the names for any additional badges to:

Ibby Ulmer  
4935 N. Craycroft Road  
Tucson, AZ 85718

## Calendar of Events

- Nov 8** Roundabout in Phoenix (with Arizona Big Train Operators) – bus labeled Mountain View Tours departs west side of Foothills Mall parking lot (between Cinema and Keaton's) promptly at 7:30 AM. Lunch provided by ABTO. Return estimated around 6:00 PM
- Nov 10** Begin construction of Tucson Botanic Garden (TBG) holiday layout - 8:00 AM
- Nov 15** Meeting at Ken & Mary Karrels' home - 1:00 PM
- Nov 20-Jan 1** Operate TBG holiday layout 11:00 AM to 3:00 PM daily (some days longer hours)
- Dec 8-9** St. Marks Christmas Children's Layout
- Dec 13** Meeting, Holiday Lunch and Gift Exchange at Roy & Mary Ann Eberbach's home – Trains from Noon, Golden Spike Party at 12:45, Lunch at 1:00 PM, Business Meeting around 2:30 PM, Gift exchange to follow
- Jan 9-11** Possible Home Show
- Jan ?** Children's Layout at Toy Train Operators Swap Meet
- Jan 24-25** TGRS Fund Raiser - Public Open House / Roundabout – Noon to 4:00 PM each day
- Feb 7-8** Great American Train Show (GATS) at Pima County Fairgrounds

<b>President:</b> .....Nick Buchholz	520-744-4932
<b>V-President:</b> ..... Norm Ulmer	520-299-9401
<b>Secretary:</b> .....Ellen Stoesser	520-577-1210
<b>Treasurer:</b> .....Willis Fagg	520-760-0147
<b>Editor:</b> .....Dick Izen	520-498-4634

**Tucson Garden Railway Society**  
**12356 North Mount Bigelow Road**  
**Oro Valley, AZ 85737**