


ACTIVITIES OF
TUCSON GARDEN
RAILWAY SOCIETY

2012 - 2013





TGRS Clinic Schedule for 2012

St. Odilia's Parish Learning Center, Classroom

#8 on Saturday, February 18, 2012

Location: 7570 N. Paseo del Norte, Oro Valley

Time: 10:00 am to 12:30 pm

Subject: Urethane Casting and Mold Making

Clinic Size: **15 participants maximum.**

Presented by: **Wayne Wesolowski & Norm Ulmer**

At the Koehler residence, Saturday, May 12,

2012.

Location: 39794 S. Riverwood Drive, SaddleBrooke

Time: 9:00 am to 12:00 noon

Subject: Live Steam presentation.

Presented by: **Ron Koehler**

At the Martin residence, Saturday, June 09, 2012

Location: 4625 E. Cerro de Aguila, Tucson

Time: 9:00 am to 12:00 noon

Subject: Building artificial mountains with rebar, burlap and stucco mix.

Clinic Size: **20 participants maximum.**

Presented by: **Gary Martin**

At the Forgues residence, Saturday, July 14,

2012.

Location: 61786 E. Sandlewood Road,
SaddleBrooke

Time: 9:00 am to 12:00 noon

Subject: Cladding metal buildings by Eaglewings
Iron Craft with plastic material.

Cost per person: **\$20.00.**

Clinic Size: **4 participants maximum.**

Presented by: **Jack Forgues**

At the Martin residence, Saturday, September 8,

2012.

Location: 4625 E. Cerro de Aguila, Tucson

Time: 9:00 am to 12:00 noon

Subject: Building an Ozark Miniatures kit. The
participants will be able to keep their project.

Cost: **\$25.00 to \$30.00** per person.

Clinic Size: **Must have 20 paid participants to hold
clinic.**

Presented by: **Gary Martin**

Contact Jack Forgues at 818-9598 or

**jr4gus@wbhsi.net, if you have any questions or
if you would like to sign-up for a particular clinic.**

Tucson Garden Railway Society - Club History

The Tucson Garden Railway Society (TGRS) was begun in 1994 by Clint Watkins. Under his leadership a group of families interested in Garden Railroading began meeting in an east side park. After a bit, the group moved to the Fort Lowell Depot Restaurant. The first major function of the fledgling society was the construction of a fairly large Garden Railroad layout at the Southern Arizona Home Builder's Association (SAHBA) Home Show which was held that year at the Tucson Community Center (TCC).

It was about this time that we began to build a portable layout in sections or modules that could be set up and taken down more quickly and with less effort. Beginning with hollow core doors, we built a modular layout designed to be set on tables for operation.

At the Great American Train Show (GATS) held at the TCC, we made a serendipitous discovery. When the tables we had been promised failed to materialize a member volunteered concrete blocks to be used as legs to hold the portable layout modules. As a result the layout was lowered to 18 inches off the floor. The response from children was fantastic since they could view the layout without being lifted up by their parents. That is why our modular layout is still only 18 inches off the floor today.

Clint moved to Colorado due to a job change and vice-president Craig McGinnis filled the vacancy. The club continued to display layouts, to which scenery was gradually added, at the GATS and SAHBA Home Shows each year. The public exposure helped us to add new members on a regular basis.

When Craig retired and relocated to the San Diego area, Loyal Hart was elected to lead the club. It was under Loyal's leadership that the club decided to retire the doors and build modules that could be moved and set up more efficiently. The members built a number of 48" by 32" modules with foldable legs to maintain our 18" above the floor height. Each module carried track for both an inner and outer loop and provided a space for buildings, roads and other scenic effects. The new modules enabled the TGRS to build a layout of up to 60' by 32' for public shows.

With modules standardized at 48"x32" and the track height standardized at 18", one of our members built a canyon module with bridges carrying the track above the chasm. This was followed by mine modules with the mine shaft above track level and entering into Styrofoam 'mountains'. These modules are still in use today.

After several successful terms Loyal retired from the presidency and Jon Anderson was elected as our fourth President. Under Jon's leadership the club developed a charter and by laws and incorporated as an Arizona not for profit entity. We also purchased a trailer and built wheeled "pie-racks" to enable rapid loading and unloading of the modules at our increasing number of shows and displays. The trailer and racks also allowed us to reduce the damage the modules suffered during loading and transport.

Gary Martin succeeded Jon Anderson as our fifth president. It was under Gary's leadership that new lightweight modules 48" x 16" were introduced. The lighter weight modules allowed us to incorporate passing sidings and a smooth operating rail yard. The older heavier modules were relegated to serving as tables for improved scenery behind the tracks at our displays. We also had an operating lift bridge module made to allow handicapped access to the interior of the module displays. With the improved opportunities for scenery Nick Buchholz, who later became the club's sixth president, designed and built an operating trolley line with a car shuttling from the 'town' to a 'park'. Other members have also built scenery for the modular layout which has won prizes at various shows and displays.

The flexibility of the module concept allowed us to provide smaller modular layouts at the VA Hospital and at a local elementary school as part of a transportation study. The club worked with the Boys and Girls Clubs of Tucson to provide a display with trains that the children could operate and held a workshop where each participant was able to build and keep a simple railroad car. Each December the TGRS provides display railroads for elementary schools and for a church preschool. The club also participates in raising public awareness by constructing an operating garden railroad each holiday season at the Tucson Botanical Gardens and by setting up and operating a large modular layout for eleven days at the Pima County Fair.

All members are welcome to participate in all of the club activities. Typically these include monthly meetings held at various member's homes. This allows members to see each other's layouts and gain ideas for their own home layouts. There is also an annual holiday party held at the December meeting where inexpensive railroad related gifts are exchanged in a grab bag like game. From time to time the club also holds clinics or workshops on various aspects of garden railroading and participates with exchange visits with the garden railway clubs in Phoenix.



ARIZONA HOME SHOW JANUARY 6,7,8, 2012



Transform Your Home
into the one you've always dreamed of at the...

Arizona State

HOME SHOW

January 6, 7 & 8





LINEAR DISPLAY
JANUARY 29, 2012
UNIVERSITY OF ARIZONA CHILDREN'S FESTIVAL






WELCOME TO OLD TUCSON
Where the *Spirit of the Old West Comes Alive!*

**CELEBRATING
ARIZONA'S 100TH!**



FEBRUARY 10 - 19, 2012





OLD TUCSON ATTRACTIONS

NEW NATIVE VILLAGE!

MOVIE MUSEUM

IRON DOOR MINE

CAROUSEL

C.P. HUNTINGTON TRAIN

ANTIQUE CARS

NEW BUFFALO SOLDIERS MUSEUM

SPECIAL RAILROAD DISPLAY - COURTHOUSE

OLD TUCSON AMUSEMENTS

DEAD-EYE DAN'S SHOOTING GALLERY

PAN FOR GOLD

STABLES - TRAIL RIDES

STAGECOACH RIDES





2012 Rails In The Garden March 10 & 11, 2012 10:00AM – 4:00PM

Welcome to the 9th annual Tucson Garden Railway Society's Rails in the Garden Tour. We appreciate your interest in our hobby. On this year's tour, there are two new railroads that have never been on the tour! This ticket packet includes an overview map of the tour area and a more detailed map of each venue's more immediate area. Also included are directions to each tour location. The tour locations this year are generally in the northeast parts of the greater Tucson area. The most westerly major street is Alvernon Way and the southernmost is Broadway. The Tucson Botanical Gardens is participating as a tour stop for only the second time. It is Railway #2 on the maps/directions page.

Again this year we are collecting donations for the Community Food Bank. If you would like to donate non-perishable food items or cash to the Food Bank, there will be collection boxes and money receptacles at each railroad. Thank you for your support!

Please note the following items:

- With the exception of the Tucson Botanical Gardens, no public restrooms will be available at the tour stops.
- We ask that you not smoke at tour stops.
- Directions to the railroads are given from a nearby intersection. You may start your tour at any convenient venue. Although we have provided a rough sketch map for you on the back of this sheet, a good map of the Tucson area might be useful. Each location will be marked with a railroad crossing crossbuck. Also, look for the "TGRS Garden Railway Display" directional signs as you approach the layouts.
- If you bring someone with you, we will have tickets available at each venue. Tickets are valid for both tour days. With your ticket, you may visit any of the railroads on the tour as often as you wish.
- All of these venues are residences. Please show consideration for our neighbors and the mailman when you park.
- To be eligible for the door prize, write your name and phone number on the back of your ticket. Deposit it in the door prize receptacle at the last site you visit.
- If you have difficulty finding a venue, call 520-820-0886.

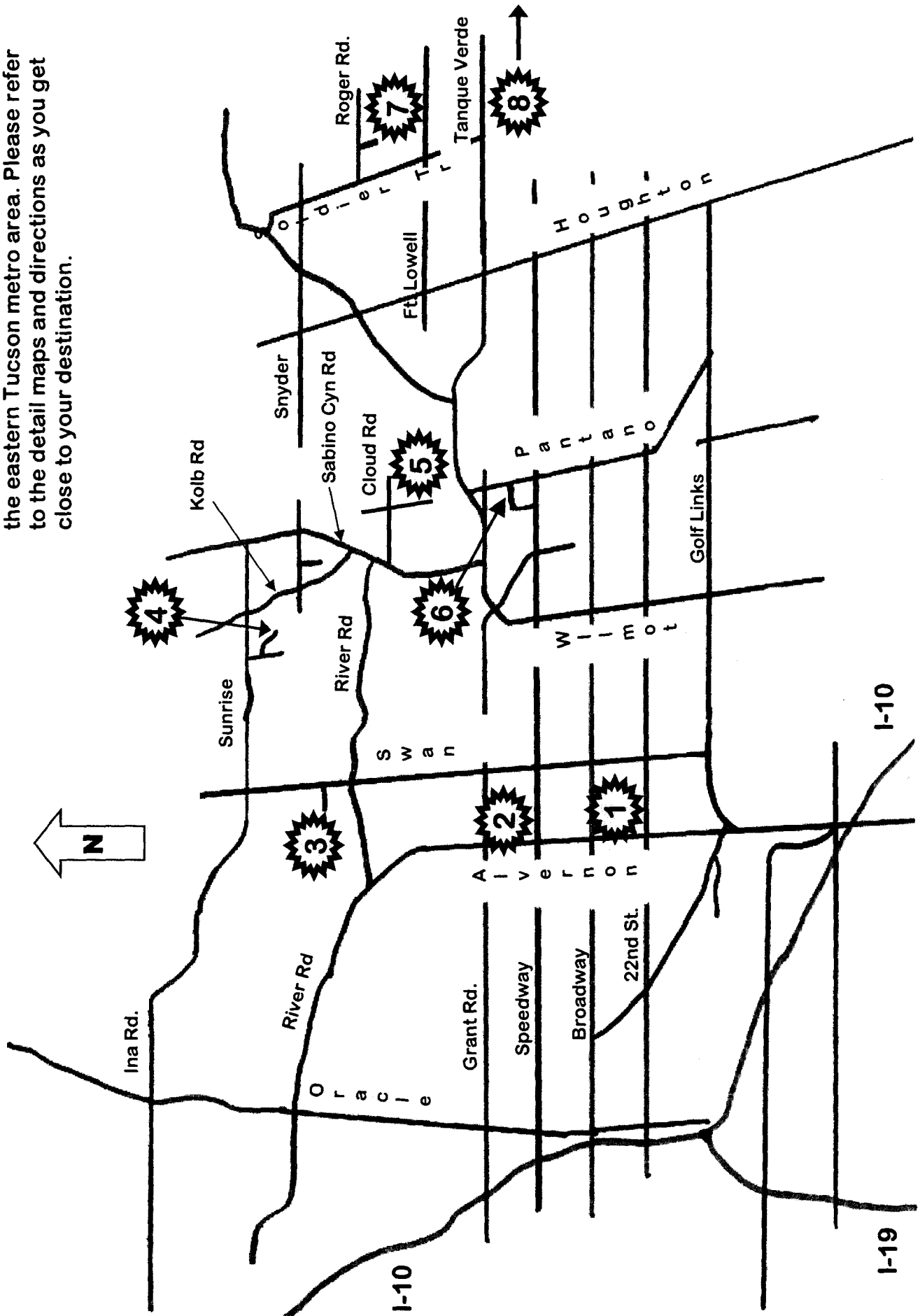
IF THERE IS BAD WEATHER, WE WILL MAKE EVERY POSSIBLE EFFORT TO RUN BOTH DAYS. WE CANNOT GUARANTEE RAIN CHECKS OR REFUNDS.

Tucson Garden Railway Society 2012 Rails in the Garden



MAP NOT TO SCALE

This map is a very rough approximation of the eastern Tucson metro area. Please refer to the detail maps and directions as you get close to your destination.



TGRS Rails In The Garden Tour

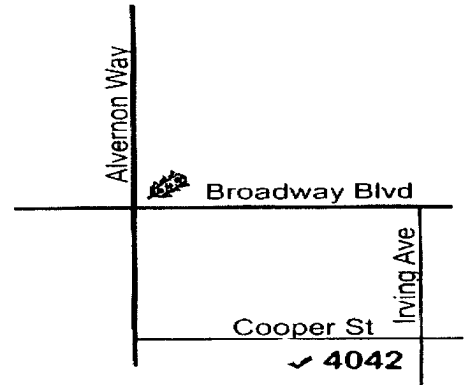
March 10 & 11, 2012 10:00 AM to 4:00 PM

Railway #1 The Rock Bottom Railroad, Barry & Gina Blackwell, 4042 E. Cooper St., 85711

From the North: Take Alvernon Way south to Broadway, Turn LEFT (E) onto Broadway, go 0.3 mi. Turn RIGHT (S) on Irving Ave, go 0.1 mi. Turn RIGHT (W) on Cooper St. 4042 is on the LEFT.

From the South: Take Alvernon Way north past Calle de Jardin and turn RIGHT (E) on Cooper St. Go 0.2 mi to 4042.

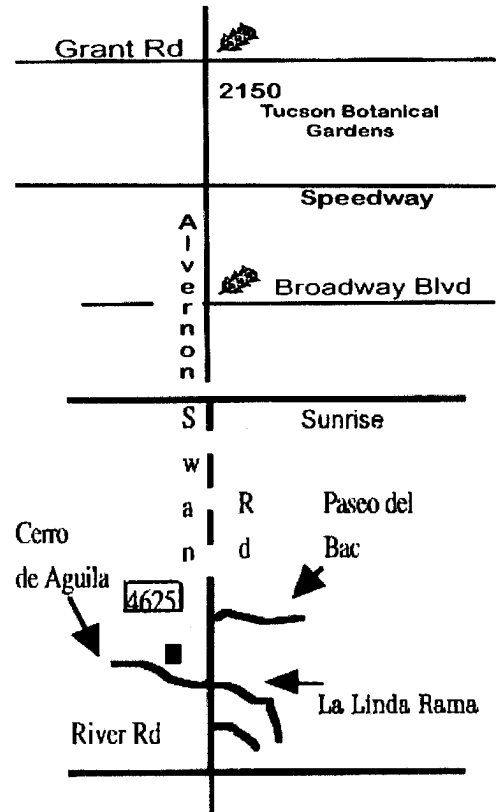
This RR is a product of Barry's quirky sense of humor and a great deal of imagination. The circus and a brewery are major features. Don't miss Camelot, the swing bridge and the conductor setting his watch on the sundial.



Railway #2 The Thorneville Railroad, Tucson Botanical Gardens, 2150 N. Alvernon Way, 85711

From Intersection of Grant and Alvernon: Proceed SOUTH on Alvernon Way, go 0.1 mi. The Tucson Botanical Gardens (2150) is on left.

The Thorneville Railroad is a beautiful mid-sized layout set among the trees and plants of the Botanical Garden. Enjoy all of the Gardens in addition to the railroad.



Railway #3 The Eagle Mountain Railroad, Gary & Peggy Martin, 4625 E. Cerro de Aguila, 85718

From Intersection of River Rd. & Swan: Proceed NORTH on Swan Rd, go 0.4 mi. Turn LEFT (W) at Cerro de Aguila, go 0.1 mi to 4625, on right.

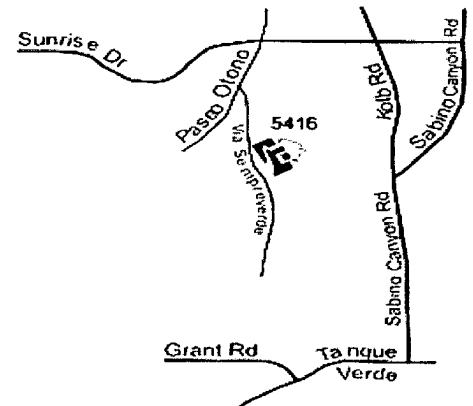
From Intersection of Sunrise & Swan: Go SOUTH on Swan Rd, go 1.5 mi, Turn RIGHT (W) at Cerro de Aguila, go 0.1 mi to 4625, on right.

As one of the largest layouts on the tour, this railroad has room for trains to travel great distance. From the picturesque Arizona towns of the early 1900's, trains pass a true 5' tall representation of the Sedona red rocks, on to an open pit copper mine. Trains also pass a sawmill complete with pond and logging camps. A large roundhouse and turntable are recent additions.

Railway #4: The Red Rock Railroad, Mike & Jane Dorgan, 5416 N. Via Sempereverde, 85750

From Intersection of Swan & Sunrise: Proceed EAST on Sunrise Dr, go 2.5 mi. Turn RIGHT (S) on Paseo Otono, go <0.1 mi. Turn LEFT on Via Sempereverde go 0.2 mi to 5416 on left.

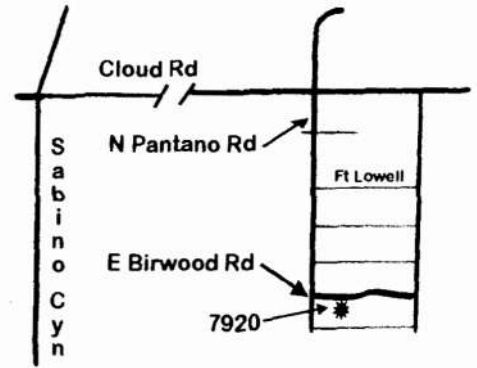
Jane and Mike are avid western movie fans and they have incorporated the old west of the 1860's-1890's era into their RR. The railroad connects the towns of Fort Knocks, Red Rock and Rock City passing old west scenes along the way including: an Indian Village, the Pony Express stop, a burned out old fort and a ghost town. The southwest theme with all the scratch built details adds to the uniqueness of this railroad.



Railway #5: The Union Pacific Garden Railroad, Ryan McCabe, 7920 E. Birwood Rd, 85750

From Intersection of Sabino Canyon Rd. & Cloud Rd: Proceed EAST on Cloud Rd, go 1.0 mi. Turn RIGHT (S) at N. Pantano Rd, go 0.4 mi. Turn LEFT (E) onto Birwood Rd, go <0.1 mi to 7920, on right.

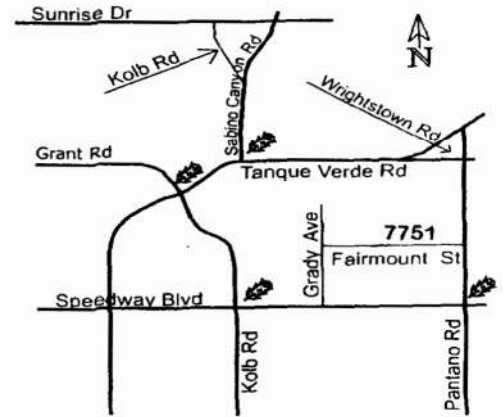
The Union Pacific Garden Railroad is the product of one of our teenage members. The railroad features modern trains operating through a country setting. This layout is an example of a smaller garden railway and includes scratch-built as well as kit-built structures.



Railway #6: The T & T Railroad, Rick & Sue Gast, 7751 E. Fairmount St, 85715

From Intersection of Sabino Canyon Rd & Tanque Verde: Proceed EAST on Tanque Verde Rd, go 0.6 mi, keep right. Right exit onto Wrightstown Rd, go 0.4 mi. Turn RIGHT (S) on Pantano Rd, go 0.8 mi. Turn RIGHT (W) on Fairmount St, go 0.2 mi to 7751 on the right.

This layout consists of three interconnected track loops enabling multiple train operation. Tracks wind through open garden, shaded areas and over areas raised on trestles. Trains pass through 7 tunnels and over several bridges. The T&T RR is a pleasing mix of gardens and trains.



Railway #7: The Double K Ranch Railroad, Ken and Mary Karrels, 3930 N. Smokey Topaz, 85749

From Intersection of Soldier Trail and Tanque Verde Rd: Proceed NORTH on Soldier Trail, go 2.0 mi. Turn RIGHT (E) on Roger Rd, go 0.3 mi. Turn RIGHT (S) on Smokey Topaz, go 0.1 mi. to 3930 on left at the end of the street.

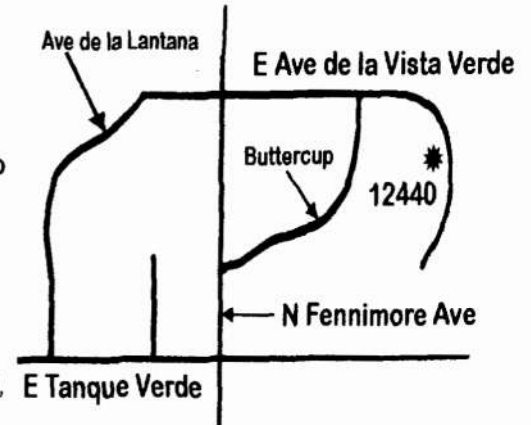
The Double K Ranch is a B&B that has an eclectic mix of a caboose guest house, a ride-on 7 1/2 inch gauge train and 2 garden railways. The garden railways have many audio and visual features including scenes from Ken's youth in the midwest, a wedding chapel with organ music and a scale model of Tucson's depot.




Railway #8: The Catalina & Rincon Saddle Railroad, Willis and Dottie Fagg, 12440 E. Ave de la Vista Verde, 85749

From Intersection of Tanque Verde Rd. & Houghton: Proceed EAST on Tanque Verde Rd, go 2.5 mi. Turn LEFT (N-school crossing signal) at Fenimore Ave, go 0.2 mi. Turn Right (E) onto Ave de la Vista Verde, go 0.3 mi to 12440, on right.

The CRS RR is a steam era railroad born out of desire (to have our own railroad) and necessity (to maintain existing landscaping). It is an eclectic mix of scales, rolling stock, buildings (both scratch and kit) and humor (look for it). CRS RR features more than 360 feet of track that meanders along the wall enclosing our yard. Our trains are all remote controlled and battery powered. If you have an interest in building a garden railroad but have existing landscaping, this is a must see.





TUCSON BOTANICAL GARDEN

MARTIN



MACCABE



FAGG



KARRELS



BLACKWELL



DORGAN



GAST



DOOR PRIZE WINNER



This article was submitted for publication in the Greater Vancouver Garden Railroad Club (GVGRC) Newsletter Burnt Journal, Issue 19 Number 4, April 10, 2012 Edition.

Tucson Garden Railway Society's Rails in the Garden Tour By Janet Schlenker

We spent our winter down south mostly in Tucson, Arizona. This year we attended the Tucson Garden Railway Society's (TGRS) Rails in the Garden Tour which ran March 9 and 10th. There were eight Garden Railroads on the tour scattered around the northeast Tucson area, but we only had time to see five of them. I have included brief descriptions ¹ and pictures of the railroads that we saw. For more information on TGRS see their web site at <http://tucsongrs.org/index.shtml>.


The Rock Bottom Railroad

This Garden Railroad was a lot of fun and showed a lot of imagination. It reminded me more of a visit to a brewery with buildings and settings depicting people having a good time. It even had a "beer bottle garden."



The Eagle Mountain Railroad

This was the largest layout that I have ever seen. Trains traveled long distances passing through historical Arizona towns and running a long side a true 5 foot tall representation of the Sedona red rocks. There was also an open pit copper mine and sawmill complete with logging camps.




The Red Rock Railroad

The owners are avid western movie fans and they have incorporated the old west of the 1860-1890 era into their railroad. Some of the scenes included: an Indian Village, a burned out old fort and ghost town. The other unique part was all the handmade clay figures. There were 500 clay people and 100 bears. A lot of imagination was used in their creation.



The T & T Railroad

This layout consists of three interconnected track loops enabling multiple train operation. The tracks wind through open garden, shaded areas, through tunnels and over areas raised on trestles. It was a nice combination of gardens and trains.



The Catalina & Rincon Saddle Railroad (CRS RR)

The CRS RR is a steam era railroad. The layout shows creativity as it meanders along the wall enclosing the backyard going around trees and existing landscaping.




1. To improve accuracy some of the details about the railroads were taken from the TGRS Rails in the Garden Tour information sheets.

APRIL 19TH - 29TH

PIMA COUNTY FAIR

Save on rides at Pimacountyfair.com
limited time only



CODY SIMPSON
APRIL 19TH



MIDDLE CLASS RIOT
APRIL 20TH



JUSTIN MOORE
APRIL 21ST



BOYZ II MEN
APRIL 22ND

THE FABLOUS THUNDERBIRDS
FEATURING KIM WILSON
APRIL 25TH



BABY BASH
APRIL 27TH



TED NUCENT
APRIL 28TH



RAMON AYALA
APRIL 29TH



ADMISSION:

★ 5 and under: FREE ★ Children ages 6-10: \$3.00 ★ General: \$8.00 ★ Parking: \$5.00 ★
Main Gates and Buildings: Open at 1:00 p.m. on Weekdays and 10:00 a.m. on Weekends
Tucson Weekly Carnival Hours: Open at 3:00 p.m. Weekdays & 11:00 a.m. Weekends

PRE-SALE

Fry's Weekday Discount Coupon: Get 10 Rides for only \$10.00!!!
Available at local Fry's Food and Drug stores, for a limited time only!
March 26th - April 18th, 2012. Coupons good Monday-Friday Only!

(520) 762-FAIR - www.pimacountyfair.com

11300 S. Houghton Road - Located South of I/10 on Houghton rd. Exit 275

TUCSON WEEKLY

[Facebook.com/Pimacountyfair](https://www.facebook.com/Pimacountyfair)


[Twitter.com/Pimacountyfair](https://www.twitter.com/Pimacountyfair)



VISIT US ONLINE AT WWW.NEWTUCSONSHOPPER.COM



**All Gauges
Railroad Related Items**



**Buy - Sell - Trade
View Operating Layouts**


Home Train Meets

SUMMER SHOW & MEET

Operated as a Benefit Fundraiser for
**Gadsden Pacific Division
Toy Train Operating Museum**
3975 N. Miller Avenue, Tucson, AZ

Meet to be held at a New Location

Tucson Expo Center



**GREAT NEW
LOCATION**

**TWO DAY SHOW
NEW HOURS**

3750 E. Irvington Road at Palo Verde
(From I-10, take East Irvington Road exit.)
Great location, Free Parking, Snack Bar
Entrance on South side of Building in Grand Ballroom

Friday, June 1, 2012

Open to the Public 2:00 pm - 7:00 pm

Saturday, June 2, 2012

Open to the Public 9:00 am - 2:00 pm

**ADMISSION \$6.00
PER PERSON**

FREE FOR CHILDREN UNDER THE AGE OF 13 ACCOMPANIED BY AN ADULT

All Gauges
Railroad Related Items



Buy - Sell - Trade
View Operating Layouts

Fall Show & Meet

TOY TRAIN SHOW

Operated as a Benefit Fundraiser for
Gadsden Pacific Division Toy Train Operating Museum

3975 N. Miller Avenue Tucson, AZ
<http://www.gpdtoytrainmuseum.com>

Meet to Be Held at a New Location

Tucson Expo Center

3750 E. Irvington Road at Palo Verde

(From 1-10, take East Irvington Road exit.)

Great Location, Free Parking, Snack Bar

Entrance on North side of Building (Banquet Room)

Friday, Nov. 2, 2012

Open to the Public 2:00 pm – 7:00 pm

Saturday, Nov. 3, 2012

Open to the Public 9:00 am – 2:00 pm

ADMISSION \$6.00 PER PERSON

FREE FOR CHILDREN UNDER THE AGE OF 13 ACCOMPANIED BY AN ADULT

\$1.00 OFF WITH THIS AD

Vendor Eight Foot Tables \$35.00

(fourth table free with reservation of 3 tables)

Interested in Being a Vender? Call

MEET CHAIRMAN DAVID HOVERSTOCK


(520) 909-0722

OR E-MAIL tucsontrainshow@gmail.com



Desert Lightning News

Dec. 2013



PHOTOS BY MIKE CHRISTY / ARIZONA DAILY STAR

Big model railroad readied for viewers

Above, Chuck Cook tightens down clamps on the rails while cars are tested on the track as members of the Tucson Garden Railway Society set up their large-scale G-gauge model railroad display. The train show is free and open to the public today from 9 a.m. to 4 p.m. and on Monday from 9 a.m. to 2 p.m. at the Arizona VA Health Care System, 3601 S. Sixth Ave., in the R.E. Lindsey Auditorium.



Southern Arizona to host annual train show

The Southern Arizona VA Health Care System (SAVAHCS) will be hosting the Tucson Garden Railway Society of Tucson during the holiday season. Numerous operational train displays will be set-up in the R.E. Lindsey Jr. Auditorium, Building 4 for patients, employees, volunteers, families, children, and especially the young at heart. The train show will be held on Friday- December 27 from 9 a.m. to 4p.m. and Monday - December 30 from 9 a.m. to 2 p.m. for the viewing public. The show will feature the earliest model trains to modern trains running on our Nation's tracks today.

Those attending this prize-winning train show will be treated to a beautiful and dynamic scenery layout featuring mountain ranges, buildings, roads, and other scenic effects. Members of the Tucson



Garden Railway Society will be on hand to explain the history of each train display, how the displays were put together, and how to learn more about the society.

There is no cost for this train show and everyone in the Tuc-

son community and throughout southern Arizona is cordially invited. Visitors can enter through the Veterans Blvd. Gate at 3601 S. Sixth Avenue, proceed east and turn left to parking lot "Q" for parking requirements.